



802-453-2226

WWW.LIVINGSTONFARM.COM

40 South 116 Road
Bristol, Vermont 05443
info@livingstonfarm.com

Product Catalog 2021



Table of Contents



Sheds, Barns, Garages
Pages 3 - 26



Animal Shelters
Pages 30 - 33



Outdoor Furniture
Pages 38 - 47



Bulk Landscaping Materials
Pages 58 - 59



Gazebos, Pergolas
and Pavilions
Pages 27 - 29



Play Sets
Pages 34 - 37



Landscaping Stone
Pages 48 - 57

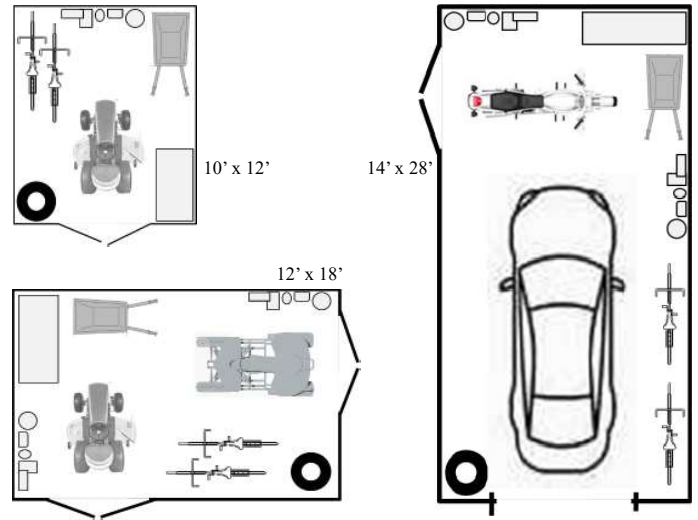
Shed Design Guide

STEP 1

Select a Size

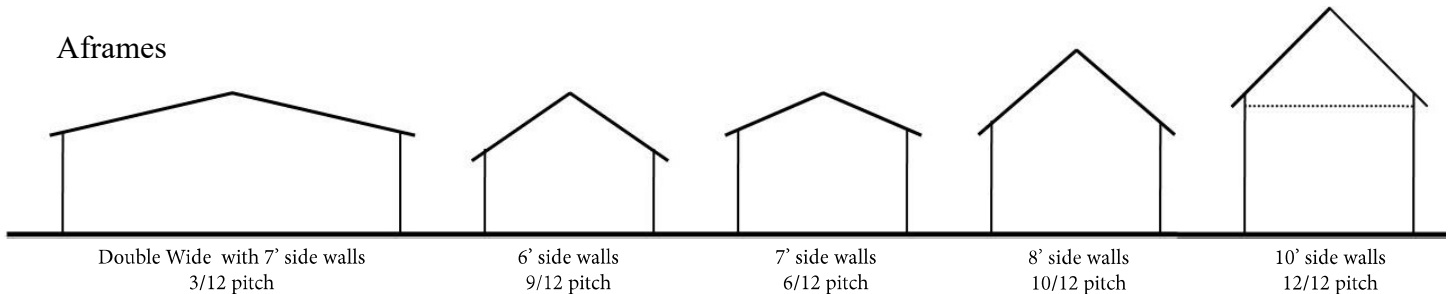
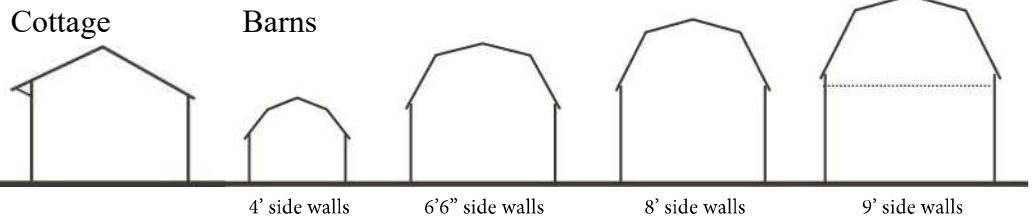
Things to consider when selecting the right size:

- What will you use it for?
- Will there be seasonal items stored?
- How can you maximize the wall space?
- How can you maximize the overhead space?



STEP 2

Choose Your Style



STEP 3

Trim Package, Doors and Windows

TRIM PACKAGE	Trim Style	Roof Overhang	Trim on Door	Trim Around Door	Hinges	Window Size	Window Trim	Shutters
CLASSIC	Metal	3"	Perma	None	Standard	18"x27"	None	Louvered
COLONIAL	Miratec	6'	Miratec	None	Standard	18"x27"	Miratec	Z-style
VICTORIAN	Miratec	12"	Miratec	Miratec	Victorian	24"x36"	Miratec	Z-style

STEP 4

Customize the Colors

Choose the type, then choose the color for your siding, trim and roofing (Options shown on pages 20 and 21)

Aframes



CLASSIC

COLONIAL



8' x 10'
\$4,103
as shown

Standard Features:
6'6" side walls, 3" overhang, double doors, architectural shingles, two 18" x 27" windows with louvered shutters, pressure treated floor
Extra Features:
Two gable vents



10' x 16'
\$6,323
as shown

Standard Features:
6'6" side walls, 3" overhang, double doors, two 18" x 27" windows with louvered shutters, pressure treated floor
Extra Features:
Two gable vents



10' x 14'
\$6,590
as shown

Standard Features:
6'6" side walls, 3" overhang, two 18" x 27" windows with louvered shutters, architectural shingles, pressure treated floor
Extra Features:
Vinyl siding with fiberglass double doors, vinyl vents, 21" cupola, weathervane



10' x 12'
\$5,821
as shown

Standard Features:
7' side walls, 6/12 roof pitch, architectural shingles, 6" overhang, miratec trim, double doors, louvered shutters, two 18" x 27" windows, pressure treated floor
Extra Features:
Transom windows in doors, two gable vents



10' x 12'
\$6,321
as shown

Standard Features:
Architectural shingles, 7' side walls, 6/12 roof pitch, 6" overhang, pressure treated floor, double doors, miratec trim, ridge vent
Extra Features:
One 24" x 36" window, 3' single door, three 12" x 12" windows, three transom windows, cupola, two gable vents



10' x 16'
\$6,922
as shown

Standard Features:
Double doors, miratec trim, 7' side walls, 6/12 roof pitch, 6" overhang, architectural shingles, pressure treated floor
Extra Features:
Two gable vents, two upgraded 24"x36" windows, transom windows in doors

Standard Features:

- Duratemp Siding
- 6'6" Side Walls
- Metal and Perma Trim
- 30 year Architectural Shingles
- Ridge Vent
- 3" Roof Overhang
- Pressure Treated Floor System
- Two 18" x 27" Windows
- Two sets of Louvered Shutters
- One set of Double Doors
 - 8' - 16' length = 5' opening
 - 18' - 28' length = 6' opening

FREE DELIVERY within 50 miles!

Classic Aframe		Classic Aframe	
6x8	\$3,222	12x18	\$7,708
8x8	\$3,551	12x20	\$8,320
8x10	\$4,063	12x24	\$9,645
8x12	\$4,551	12x26	\$10,399
10x10	\$4,744	12x28	\$11,031
10x12	\$5,252	14x16	\$8,359
10x14	\$5,734	14x18	\$8,930
10x16	\$6,283	14x20	\$9,726
12x12	\$5,983	14x22	\$10,344
12x14	\$6,529	14x24	\$11,043
12x16	\$7,178	14x28	\$12,683

Colonial Aframe		Colonial Aframe	
6x8	\$3,397	12x18	\$8,256
8x8	\$3,848	12x20	\$8,852
8x10	\$4,305	12x24	\$10,254
8x12	\$4,797	12x26	\$10,804
10x10	\$5,167	12x28	\$11,456
10x12	\$5,703	14x16	\$8,516
10x14	\$6,215	14x18	\$9,092
10x16	\$6,794	14x20	\$9,900
12x12	\$6,489	14x22	\$10,525
12x14	\$7,049	14x24	\$11,230
12x16	\$7,711	14x28	\$12,896

Standard Features:

- Duratemp Siding
- 7' Side Walls
- 1" x 4" Miratec Trim
- 30 year Architectural Shingles
- Ridge Vent
- 6" Roof Overhang
- Pressure Treated Floor System
- Two 18" x 27" Windows
- Two sets of Z-style Shutters
- One set of Double Doors
 - 8' - 16' length = 5' opening
 - 18' - 28' length = 6' opening

FREE DELIVERY within 50 miles!



VICTORIAN



12' x 20'
\$10,225
as shown

Standard Features:
Pressure treated floor, 7' side walls, 12" overhang, 6/12 roof pitch, architectural shingles, double doors, 24" x 36" windows, Victorian hinges, Miratec trim, Victorian vents

Extra Features:
Transom windows, two 30"x36" windows, flowerboxes, 25" cupola



12' x 18'
\$11,294
as shown

Standard Features:
Double doors, 24" x 36" windows, pressure treated floor, 7' side walls, 12" overhang, 6/12 roof pitch, architectural shingles, Victorian vents, Victorian hinges, miratec trim

Extra Features:
3' Single door, metal roof, triple transom dormer, transom windows in doors, additional windows, three flowerboxes



8' x 10'
\$4,876
as shown

Standard Features:
Pressure treated floor, 6' side walls, 12" overhang, architectural shingles, 9/12 roof pitch, double doors, Miratec trim, Victorian hinges, two 24" x 36" windows with Z-style shutters, Victorian vents

Extra Features:
Double transom dormer

Standard Features:

- Duratemp Siding
- 6' or 7' Side Walls
- 1"x4" Miratec Trim
- Victorian Hinges
- 30 year Architectural Shingles
- Ridge Vent and two Victorian Vents
- 12" Roof Overhang
- Pressure Treated Floor System
- Two 24" x 36" Windows
- Two sets of Z-style Shutters
- One set of Double Doors
- 8' - 16' length = 5' opening
- 18' - 28' length = 6' opening

FREE DELIVERY within 50 miles!

Victorian Aframe		
	6' Walls	7' Walls
6x8	\$3,680	n/a
8x8	\$4,020	n/a
8x10	\$4,543	\$4,686
8x12	\$5,043	\$5,187
10x10	\$5,355	\$5,550
10x12	\$5,903	\$6,099
10x14	\$6,426	\$6,619
10x16	\$7,015	\$7,208
12x12	\$6,560	\$6,901
12x14	\$7,133	\$7,473
12x16	\$7,811	\$8,149
12x18	\$8,370	\$8,711
12x20	\$9,008	\$9,315
12x24	\$10,397	\$10,738
12x28	\$11,912	\$12,288

Shed Dormers



Double Transom
Window Dormer
\$375



Triple Transom
Window Dormer
\$560



Quadruple Transom
Window Dormer
\$750



Peak Dormer
\$375



Peak Dormer with
16" Bump Out
\$975

FREE DELIVERY within 50 miles!

All sheds are customizable.

See pages 17 - 24 for more options.

Cottages



CLASSIC

COLONIAL



10' x 12'
\$5,853
as shown

Standard Features:
Pressure treated floor, double doors, asphalt shingles, two 18" x 27" windows, louvered shutters

Extra Features:
Two gable vents



12' x 16'
\$9,101
as shown

Standard Features:
Double doors, shutters, pressure treated floor
Extra Features:
Metal roof, two upgraded 24" x 36" windows, 3' single fiberglass door with rounded glass insert, two gable vents



10' x 16'
\$7,148
as shown

Standard Features:
Double doors, two 18" x 27" windows with shutters, pressure treated floor, asphalt shingles, ridge vent
Extra Features:
3' single door, two gable vents



8' x 10'
\$4,723
as shown

Standard Features:
Double doors, miratec trim, 6" overhang, architectural shingles, two 18" x 27" windows, two Z-style shutters, pressure treated floor
Extra Features:
Two Victorian vents



12' x 20'
\$9,381
as shown

Standard Features:
Double doors, miratec trim, 6" overhang, Z-style shutters, architectural shingles, pressure treated floor
Extra Features:
Upgrade to 24" x 36" windows, 3' door with diamond window, two gable vents



10' x 16'
\$7,333
as shown

Standard Features:
Double doors, Z-style shutters, miratec trim, architectural shingles, 6" overhang, pressure treated floor
Extra Features:
Two upgraded 24" x 36" windows, two gable vents, 16" cupola

Standard Features:

- Duratemp Siding
- Metal and Perma Trim
- 30 year Architectural Shingles
- Ridge Vent
- 3" Roof Overhang
- Pressure Treated Floor System
- Two 18" x 27" Windows
- Two sets of Louvered Shutters
- One set of Double Doors
 - 8' - 16' length = 5' opening
 - 18' - 28' length = 6' opening

FREE DELIVERY within 50 miles!

Classic Cottage		Classic Cottage	
6x8	\$3,594	10x18	\$7,370
8x8	\$3,968	10x20	\$7,917
8x10	\$4,562	10x22	\$8,516
8x12	\$4,987	12x12	\$6,394
8x14	\$5,429	12x14	\$6,965
8x16	\$5,986	12x16	\$7,687
10x10	\$5,317	12x18	\$8,227
10x12	\$5,813	12x20	\$8,919
10x14	\$6,337	12x22	\$9,555
10x16	\$6,940	12x24	\$10,275

Colonial Cottage		Colonial Cottage	
6x8	\$3,607	10x20	\$8,072
8x8	\$4,068	10x22	\$8,679
8x10	\$4,673	12x12	\$6,527
8x12	\$5,105	12x14	\$7,104
8x14	\$5,553	12x16	\$7,835
8x16	\$6,120	12x18	\$8,379
10x10	\$5,443	12x20	\$9,083
10x12	\$5,943	12x22	\$9,724
10x14	\$6,473	12x24	\$10,454
10x16	\$7,081	12x26	\$11,044
10x18	\$7,515	12x28	\$11,727

Standard Features:

- Duratemp Siding
- 30 year Architectural Shingles
- Ridge Vent
- Pressure Treated Floor System
- Two 18" x 27" Windows
- Two sets of Z-style Shutters
- 6" Roof Overhang
- 1" x 4" Miratec Trim
- One set of Double Doors
 - 8' - 16' length = 5' opening
 - 18' - 28' length = 6' opening

FREE DELIVERY within 50 miles!



VICTORIAN



10' x 12'
\$6,399
as shown

Standard Features:
Duratemp siding, miratec trim, Victorian hinges, two 24" x 36" windows, Z-style shutters, Victorian vents, 12" overhang, architectural shingles, pressure treated floor
Extra Features:
Rounded double doors



10' x 16'
\$7,369
as shown

Standard Features:
Pressure treated floor, upgraded double doors, two 24" x 36" windows, Z-style shutters, miratec trim, Victorian hinges, architectural shingles, 12" overhang, Victorian vents



12' x 20'
\$9,938
as shown

Standard Features:
Miratec trim, Victorian hinges, double doors, two 24" x 36" windows with Z-style shutters, pressure treated floor, architectural shingles, Victorian vents, 12" overhang
Extra Features:
Additional 5' double door with transom windows, pressure treated ramp

Standard Features:

- Duratemp Siding
- 30 year Architectural Shingles
- Ridge Vent
- Pressure Treated Floor System
- Two 24" x 36" Windows
- Two sets of Z-style Shutters
- 12" Roof Overhang
- 1"x4" Miratec Trim
- Victorian Hinges
- One set of Double Doors
 - 8' - 16' length = 5' opening
 - 18' - 28' length = 6' opening

FREE DELIVERY within 50 miles!

Victorian Cottage		Victorian Cottage	
6x8	\$3,795	10x20	\$8,410
8x8	\$4,302	10x22	\$9,043
8x10	\$4,775	12x12	\$6,790
8x12	\$5,307	12x14	\$7,397
8x14	\$5,777	12x16	\$8,160
8x16	\$6,366	12x18	\$8,731
10x10	\$5,656	12x20	\$9,469
10x12	\$6,180	12x22	\$10,138
10x14	\$6,736	12x24	\$10,903
10x16	\$7,369	12x26	\$11,525
10x18	\$7,826	12x28	\$12,239

OAK RIDGE



11' x 12'
\$8,220
as shown

Standard Features:
8' x 12' cabin, single door on 3' x 12' porch, pressure treated posts, duratemp siding, miratec trim, two gable vents, architectural shingles, pressure treated floor
Extra Features:
6' wide x 7' tall double doors with transoms, wood sash window in single door, three 30" x 36" windows, three flowerboxes



13' x 14'
\$8,897
as shown

Standard Features:
9' x 14' cabin, single door on 14' x 40" porch, pressure treated posts, duratemp siding, miratec trim, Victorian vents, two 24" x 36" windows with z-style shutters, pressure treated floor, architectural shingles
Extra Features:
two additional 24" x 36" windows, wood sash window in single door, 6' wide x 7' tall double doors with transoms, two flowerboxes

Standard Features:

- Porch is part of total width and runs the length of the building
- Duratemp Siding with 1" x 4" Miratec trim
- Pressure Treated Floor System
- One Single Door with Victorian Hinges
 - 2'6" door on 36" porch
 - 3'0" door on 40" porch
- 4" x 4" Pressure treated posts on porch
- Two 24" x 36" windows with Z-style shutters
- 3" Overhang on back of building
- 12" Overhang on ends and front of building
- Two Victorian vents
- 30 year Architectural Shingles

With 36" Porch	
11x12	\$6,785
11x14	\$7,458
11x16	\$8,111
11x18	\$8,783
11x20	\$9,462
11x22	\$10,141
11x24	\$10,881
11x26	\$11,553
11x28	\$12,210

With 40" Porch	
13x14	\$7,979
13x16	\$8,779
13x18	\$9,471
13x20	\$10,339
13x22	\$11,058
13x24	\$11,866
13x26	\$12,850
13x28	\$13,581

FREE DELIVERY within 50 miles!

All sheds are customizable.

See pages 17 - 24 for more options.

Barns



CLASSIC MINI



8' x 10'
\$3,954
as shown

Standard Features:
4' side walls, double doors, one 18" x 27" window, pressure treated floor, asphalt shingles

Extra Features:
Pressure treated ramp, gable vents



8' x 12'
\$4,458
as shown

Standard Features:
4' side walls, double doors, one 18" x 27" window, pressure treated floor, asphalt shingles

Extra Features:
Pressure treated ramp, gable vents



10' x 14'
\$5,532
as shown

Standard Features:
4' side walls, double doors, one 18" x 27" window, pressure treated floor, asphalt shingles

Extra Features:
Pressure treated ramp, gable vents

Standard Features:

- Duratemp Siding
- Metal and Perma Trim
- 30 year Architectural Shingles
- Ridge Vent
- 3" Roof Overhang
- Pressure Treated Floor System
- One 18" x 27" Window
- One set of Double Doors
 - 8' - 16' length = 5' opening
 - 18' - 28' length = 6' opening

Classic Mini	
6x8	\$3,002
8x8	\$3,338
8x10	\$3,770
8x12	\$4,274
10x10	\$4,421
10x12	\$4,892
10x14	\$5,348
10x16	\$5,885

Classic Mini	
10x20	\$6,752
12x12	\$5,671
12x14	\$6,153
12x16	\$6,755
12x18	\$7,285
12x20	\$7,857
12x22	\$8,574
12x24	\$9,103

CLASSIC DUTCH

Standard Features:
Double doors, two 18" x 27" windows, two sets of shutters, pressure treated floor

Extra Features:
Pressure treated ramp, two gable vents, additional set of double doors

12' x 20'
\$8,883
as shown



Standard Features:
Double doors, two 18" x 36" windows, two sets of louvered shutters, pressure treated floor, asphalt shingles

Extra Features:
3' single door, two gable vents

8' x 12'
\$4,861
as shown



Standard Features:
Double doors, asphalt shingles, pressure treated floor, two sets of louvered shutters

Extra Features:
Pressure treated ramp, two upgraded 24" x 36" windows, two gable vents

10' x 16'
\$6,590
as shown



Classic Dutch	
8x10	\$4,150
8x12	\$4,653
10x10	\$4,801
10x12	\$5,269
10x14	\$5,817
10x16	\$6,358
10x20	\$7,363
12x12	\$6,281
12x14	\$6,763

Classic Dutch	
12x16	\$7,409
12x18	\$7,942
12x20	\$8,498
12x24	\$9,850
12x28	\$11,022
14x16	\$8,359
14x20	\$9,726
14x24	\$11,043
14x28	\$12,683

Standard Features:

- Duratemp Siding
- Metal and Perma Trim
- 30 year Architectural Shingles
- Ridge Vent
- 3" Roof Overhang
- Pressure Treated Floor System
- Two 18" x 27" Windows
- Two sets of louvered shutters
- One set of Double Doors
 - 8' - 16' length = 5' opening
 - 18' - 28' length = 6' opening

FREE DELIVERY within 50 miles!

All sheds are customizable. See pages 17 - 24 for more options.



COLONIAL DUTCH

VICTORIAN DUTCH



10' x 12'
\$5,742
as shown

Standard Features: Double doors, miratec trim, architectural shingles, 6" overhang on gable ends, pressure treated floor
Extra Features: Two upgraded 24" x 36" windows, 3' single door, transoms in doors, two gable vents



12' x 18'
\$8,541
as shown

Standard Features: Architectural shingles, double doors, miratec trim, 6" overhang on gables, Z-style shutters, ridge vent, pressure treated floor
Extra Features: 3' single door, two transom windows, two upgraded 24" x 36" windows, two gable vents



10' x 16'
\$6,635
as shown

Standard Features: Double doors, miratec trim, architectural shingles, 6" overhang on gable ends, pressure treated floor
Extra Features: Two gable vents, two upgraded 24" x 36" windows, pressure treated ramp



12' x 16'
\$8,544
as shown

Standard Features: Double doors, miratec trim, Victorian hinges, Victorian vents, 6" overhang on gable ends, two 24" x 36" windows, Z-style shutters, architectural shingles, pressure treated floor
Extra Features: Additional double doors, double transom window dormer



12' x 24'
\$10,874
as shown

Standard Features: Pressure treated floor, double doors upgraded to 8' wide, miratec trim, Victorian hinges, asphalt shingles, two 24" x 36" windows, Z-style shutters, 6" overhang on gable ends, Victorian vents
Extra Features: 3' single door



10' x 12'
\$6,029
as shown

Standard Features: Architectural shingles, miratec trim, double door with Victorian hinges, two windows, Z-style shutters, 6" overhang on gable ends, Victorian vents, architectural shingles, pressure treated floor
Extra Features: 3' single door with transom window

Standard Features:

- Duratemp Siding
- Miratec Trim
- 30 year Architectural Shingles
- Ridge Vent
- 6" Roof Overhang on Gable Ends
- Pressure Treated Floor System
- Two 18" x 27" Windows
- Two z-style shutters
- One set of Double Doors
 - 8' - 16' length = 5' opening
 - 18' - 28' length = 6' opening

Colonial Dutch	
8x10	\$4,250
8x12	\$4,759
10x10	\$4,912
10x12	\$5,384
10x14	\$5,940
10x16	\$6,487
10x20	\$7,505
12x12	\$6,411
12x14	\$6,895

Colonial Dutch	
12x16	\$7,549
12x18	\$8,086
12x20	\$8,651
12x24	\$10,057
12x28	\$11,344
14x16	\$8,520
14x20	\$9,900
14x24	\$11,230
14x28	\$12,896

Victorian Dutch	
8x10	\$4,481
8x12	\$5,006
10x10	\$5,283
10x12	\$5,799
10x14	\$6,399
10x16	\$6,990
10x20	\$8,096
12x12	\$6,466
12x14	\$7,270

Victorian Dutch	
12x16	\$7,956
12x18	\$8,525
12x20	\$9,122
12x24	\$10,604
12x28	\$11,943
14x16	\$8,895
14x20	\$10,331
14x24	\$11,717
14x28	\$13,439

Standard Features:

- Duratemp Siding
- Miratec Trim
- Victorian Hinges
- 30 year Architectural Shingles
- Ridge Vent
- Two Victorian Vents
- 6" Roof Overhang on Gable Ends
- Pressure Treated Floor System
- Two 24" x 36" Windows
- Two z-style shutters
- One set of Double Doors
 - 8' - 16' length = 5' opening
 - 18' - 28' length = 6' opening

FREE DELIVERY within 50 miles!

All sheds are customizable. See pages 17 - 24 for more options.

Lean To Studio



10' x 14'
\$7,663
as shown

Standard Features:
Pressure treated floor system, double doors, asphalt shingles, transom windows along top wall
Extra Features:
Five 24" x 36" and two 30" x 36" upgraded windows, 3' single door with transom, sash windows in doors



14' x 24'
\$13,624
as shown

Standard Features:
Pressure treated floor system, transom windows along top of wall, 6" overhang, asphalt shingles
Extra Features:
Six upgraded 30" x 36" windows, 8' double roll doors with sash windows



10' x 16'
\$7,616
as shown

Standard Features:
Pressure treated floor system, double doors, asphalt shingles, transom windows along top wall, Victorian vents
Extra Features:
Upgraded metal siding, transom windows in doors

Standard Features:

- Duratemp Siding
- 1" x 4" Miratec Trim
- 30 year Architectural Shingles
- Two Gable Vents
- 6" Roof Overhang
- Pressure Treated Floor System
- Two 18" x 27" Windows
- Transom windows at top of wall
- One set of Double Doors
 - 8' - 16' length = 5' opening
 - 18' - 28' length = 6' opening

Colonial Lean-To Studio	
8x10	\$4,363
8x12	\$4,855
8x14	\$5,367
10x10	\$5,225
10x12	\$5,761
10x14	\$6,335
10x16	\$6,914
10x18	\$7,439
10x20	\$8,035
12x12	\$6,547
12x14	\$7,169
12x16	\$7,831
12x18	\$8,438
12x20	\$9,034
12x24	\$10,498
12x28	\$11,762
14x16	\$8,636
14x20	\$10,082
14x24	\$11,474
14x28	\$13,202

FREE DELIVERY
within 50 miles!

All sheds are customizable.
See pages 17 - 24 for more options.

Firewood Storage



FIREWOOD SHED



8' x 12'
\$4,753
as shown

Classic Trim Package:
Duratemp siding, metal trim, pressure treated floor, asphalt shingles, 3" overhang, two gable vents, holds four cords of firewood



8' x 8'
\$4,022
as shown

Colonial Trim Package:
Duratemp siding, miratec trim, two gable vents, pressure treated floor, architectural shingles, 6" overhang, holds two and a half cords of firewood

Standard Features:

- Duratemp Siding
- Pressure Treated Floor System
- 30 year Architectural Shingles
- Two Gable Vents

	Opening	Cords	Classic	Colonial	Victorian
6x8	6'	2	\$3,472	\$3,665	\$3,721
8x8	6'	2 1/2	\$3,857	\$4,022	\$4,255
8x10	8'	3	\$4,341	\$4,532	\$4,714
8x12	8'	4	\$4,753	\$4,967	\$5,169
Trim Style			Metal	Miratec	Miratec
Roof Overhang			3"	6"	12"

FIREWOOD COTTAGE

Standard Features:
Pressure treated floor, architectural shingles, duratemp siding, miratec trim

6' x 8'
\$2,916
as shown



Standard Features:
Pressure treated floor, architectural shingles, duratemp siding, miratec trim

4' x 8'
\$2,402
as shown



Firewood Cottage	
4x8	\$2,402
6x8	\$2,916

Standard Features:

- Duratemp Siding
- Miratec Trim
- 30 year Architectural Shingles
- Pressure Treated Floor System
- Two Gable Vents

FREE DELIVERY within 50 miles!



WOOD SHED ADD-ON

Attaches to the end of any shed
Pressure Treated Floor
Architectural Shingles

6' x 42" = \$1,267
8' x 42" = \$1,527



Single Wide Garages



AFRAME GARAGE

DUTCH GARAGE



12' x 24'
\$12,155
as shown

Standard Features: Victorian style, two 24" x 36" windows, two sets Z-style shutters, two Victorian vents, pressure treated floor, architectural shingles
Extra Features: Upgraded 9' x 7' carriage style garage door with Victorian hinges, cupola, 8' pressure treated ramp, double doors



12' x 24'
\$10,853
as shown

Standard Features: Classic style, pressure treated floor, architectural shingles, two upgraded 24" x 36" windows with louvered shutters
Extra Features: Upgraded double door, upgraded carriage style 9' x 7' garage door, two gable vents, pressure treated ramp



14' x 28'
\$14,855
as shown

Standard Features: Colonial style, entry door upgraded to 6' double, 9' x 7' standard garage door, two windows upgraded to 30" x 36", architectural shingles, pressure treated floor
Extra Features: Two gable vents, triple transom dormer, three 30" x 36" windows, one additional set of shutters



12' x 24'
\$10,769
as shown

Standard Features: Classic style, pressure treated floor, 9' x 7' standard style garage door, two 18" x 27" windows with shutters, architectural shingles
Extra Features: 8' ramp, two gable vents, double doors



14' x 28'
\$13,675
as shown

Standard Features: Colonial style, 9' x 7' standard style garage door, two upgraded 24" x 36" windows, 3' single door, ridge vent, pressure treated floor
Extra Features: Two gable vents



14' x 28'
\$14,192
as shown

Standard Features: Victorian style, two 24" x 36" windows with Z-style shutters, two Victorian vents, one 3' single door, 9' x 7' standard garage door, pressure treated floor
Extra Features: Transom window

Standard Features:

- Duratemp Siding
- 7' Side Wall Height
- 30 year Architectural Shingles
- Ridge Vent
- Pressure Treated Floor System
- 9' x 7' Standard Garage Door
- 3' Single Door
- Two Windows, with Shutters
 - Classic = 18" x 27", Louvered
 - Colonial = 18" x 27", Z-style
 - Victorian = 24" x 36" Z-style
- Trim Style
 - Classic = Standard Metal
 - Colonial = 1" x 4" Miratec
 - Victorian = 1" x 4" Miratec, Victorian Hinges and Two Victorian Vents
- Overhang
 - Classic = 3"
 - Colonial = 6"
 - Victorian = 12"

Aframe	Classic	Colonial	Victorian
12x16	\$7,869	\$8,402	\$8,840
12x18	\$8,399	\$8,947	\$9,402
12x20	\$9,011	\$9,543	\$10,006
12x22	\$9,637	\$10,212	\$10,691
12x24	\$10,336	\$10,945	\$11,429
12x26	\$11,090	\$11,495	\$12,302
12x28	\$11,722	\$12,147	\$12,979
14x16	\$9,050	\$9,207	n/a
14x18	\$9,621	\$9,783	n/a
14x20	\$10,417	\$10,591	n/a
14x22	\$11,035	\$11,216	n/a
14x24	\$11,734	\$11,921	n/a
14x26	\$12,528	\$12,728	n/a
14x28	\$13,374	\$13,587	n/a

Dutch	Classic	Colonial	Victorian
12x16	\$8,100	\$8,240	\$8,647
12x18	\$8,633	\$8,777	\$9,216
12x20	\$9,189	\$9,342	\$9,813
12x22	\$10,016	\$10,181	\$10,684
12x24	\$10,541	\$10,748	\$11,295
12x26	\$11,005	\$11,368	\$11,935
12x28	\$11,713	\$12,035	\$12,634
14x16	\$9,050	\$9,211	\$9,586
14x18	\$9,621	\$9,782	\$10,185
14x20	\$10,417	\$10,591	\$11,022
14x22	\$11,035	\$11,217	\$11,676
14x24	\$11,734	\$11,921	\$12,408
14x26	\$12,528	\$12,728	\$13,243
14x28	\$13,374	\$13,587	\$14,130

Standard Features:

- Duratemp Siding
- 6'6" Side Wall Height
- 30 year Architectural Shingles
- Ridge Vent
- Pressure Treated Floor System
- 9' x 7' Standard Garage Door
- 3' Single Door
- Two Windows, with Shutters
 - Classic = 18" x 27", Louvered
 - Colonial = 18" x 27", Z-style
 - Victorian = 24" x 36" Z-style
- Trim Style
 - Classic = Standard Metal
 - Colonial = 1" x 4" Miratec
 - Victorian = 1" x 4" Miratec, Victorian Hinges, and Two Victorian Vents
- Gable End Overhang
 - Classic = 3"
 - Colonial = 6"
 - Victorian = 6"

FREE DELIVERY within 50 miles!

Double Wide Garages



SINGLE STORY TWO BAY GARAGE



24' x 24'
\$22,481
as shown

Standard Features:
Classic trim style, two 9' x 7' standard garage doors, one 3' single door, two 24" x 36" windows, two sets of shutters, pressure treated floor, architectural shingles
Extra Features:
Four gable vents



24' x 24'
\$24,431
as shown

Standard Features:
Colonial trim style, pressure treated floor, four 24" x 36" windows, four sets of shutters, architectural shingles
Extra Features:
Upgraded 6' double door with arch trim, two upgraded 9' x 7' Carriage style garage doors



24' x 24'
\$25,032
as shown

Standard Features:
Classic trim style, one 3' single door, two 9' x 7' standard garage doors, four windows with shutters, pressure treated floor system, architectural shingles
Extra Features:
Vinyl siding

Standard Features:

- Architectural Shingles
- 3/12 Roof Pitch
- 7' Side Walls
- Ridge Vent
- Pressure Treated Floor System
- Floor Joists are 12" On Center
- Two 9' x 7' Standard Garage Doors
- 3' Entry Door
- Four 24" x 36" Windows
- Four Sets Shutters
 - Classic = Louvered
 - Colonial = Z-Style
- Trim Style
 - Classic = Metal and Perma
 - Colonial = 1" x 4" Miratec
- Roof Overhang
 - Classic = 3"
 - Colonial = 6"

	Classic	Colonial
20x20	\$18,342	\$18,904
20x24	\$20,368	\$20,974
24x24	\$22,757	\$23,856
24x28	\$25,838	\$26,540
24x32	\$28,647	\$29,424
24x36	\$30,789	\$31,604
28x28	\$28,895	\$29,619
28x32	\$31,678	\$32,539
28x36	\$34,625	\$35,558

FREE DELIVERY
and On Site Assembly
within 25 miles!

All garages are customizable.

See pages 17 - 24 for more options.

Royal Victorian Single Wide

One Story



14' x 24'
\$26,546
as shown

Standard Features:
8' side walls, 10/12 roof pitch, 12" overhang, 6' double doors, miratec trim, Victorian hinges, two 24" x 36" windows with Z-style shutters, two Victorian vents, architectural shingles

Extra Features:
Four transom dormer, 9' x 7' painted garage door, coppertop cupola, transom windows in double doors, transoms in gable end, 6' pressure treated ramp



14' x 24'
\$24,771
as shown

Standard Features:
8' side walls, 10/12 roof pitch, 6' double doors, miratec trim, Victorian hinges, two 24" x 36" windows with Z-style shutters, architectural shingles, pressure treated floor, two Victorian vents, 12" overhang

Extra Features:
Transom windows in doors, transoms in gable end, four transom dormer



14' x 24'
\$25,747
as shown

Standard Features:
8' side walls, 10/12 roof pitch, 6' double doors, miratec trim, Victorian hinges, two 24" x 36" windows with Z-style shutters, pressure treated floor architectural shingles, two Victorian vents, 12" overhang

Extra Features:
Transom windows in doors, transoms in gable end, four transom dormer, 9' x 7' Carriage style garage door

Standard Features:

- On Site Assembly
- 8' Side Walls
- 10/12 Roof Pitch on Aframe
- 30 year Architectural Shingles
- Ridge Vent
- Two Victorian Vents
- 12" Roof Overhang
- 2" x 6" Rafters
- Duratemp Siding
- 1" x 4" Miratec Trim
- Two 24" x 36" Windows
- Two Sets of Z-style Shutters
- 6' Double Doors
- Vicotrian Hinges
- Pressure Treated Floor System
- 2" x 6" Floor Joists 12" On Center

1 story	Aframe	Dutch
12x16	\$16,671	\$17,138
12x18	\$17,462	\$17,989
12x20	\$18,519	\$19,104
12x22	\$19,518	\$20,160
12x24	\$20,501	\$21,202
12x26	\$21,534	\$22,294
12x28	\$22,539	\$23,359
14x20	\$20,878	\$21,463
14x22	\$21,811	\$22,453
14x24	\$22,721	\$23,423
14x26	\$23,747	\$24,507
14x28	\$24,903	\$25,721
14x32	\$26,942	\$27,876

Two Story Aframe



14' x 28'
\$36,831
as shown

Standard Features: 10' side walls, stairway to full upstairs loft, 12/12 roof pitch, 12" overhang, architectural shingles, 6' double doors, two Victorian vents, miratec trim, Victorian hinges, four 24" x 36" windows with Z-style shutters, pressure treated floor

Extra Features: Five transom dormer, vinyl siding, 9' x 7' carriage style garage door, transom windows in doors and above garage door, Carlisle coppertop cupola, 6' pressure treated ramp



14' x 28'
\$41,947
as shown

Standard Features: 10' side walls, 12/12 roof pitch, architectural shingles, stairway to full upstairs loft, two Victorian vents, 12" overhang, 6' double doors, miratec trim, Victorian hinges, three 24" x 36" windows with z-style shutters, pressure treated floor

Extra Features: 9' x 8' Carraige style garage door painted, 10' x 28" overhang, five transom dormer, five transom windows, three flowerboxes, 30" Norwood cupola painted with a weathervane

2 story Aframe

12x16	\$19,983
12x18	\$21,070
12x20	\$22,285
12x24	\$24,578
12x28	\$26,930
12x32	\$29,415
14x20	\$23,980
14x24	\$26,265
14x28	\$28,888
14x30	\$30,308
14x32	\$31,733
14x36	\$34,435

Standard Features:

- 10' Side Walls
- Duratemp Siding
- 1" x 4" Miratec Trim
- Victorian Hinges
- Stairway to Full Upstairs Loft
- 30 year Architectural Shingles
- 12/12 Roof Pitch
- Ridge Vent
- Two Victorian Vents
- 2" x 6" Rafters
- 12" Roof Overhang
- 6'w x 7'h Double Door
- Four 24" x 36" Windows
- Four Sets of Z-style Shutters
- Pressure Treated Floor System
- 2" x 6" Floor Joists 12" On Center

FREE DELIVERY
and On Site Assembly
within 25 miles!

All sheds are customizable.
See pages 15 and 17 - 24 for
more customizable options.



Two Story Dutch Barn



14' x 30'
\$36,634
as shown

Standard Features: 9' side walls, 6' double doors, miratec trim, pressure treated floor, two Victorian vents, 12" overhang on gable ends, architectural shingles, Victorian hinges, stairway to upstairs loft, two sets of shutters

Extra Features: Vinyl siding, three upgraded 30" x 36" windows, extra 6' double doors, transom windows, dog house dormer with sunburst window, 6' pressure treated ramp



12' x 24'
\$30,713
as shown

Standard Features:
9' side walls, 6' double doors, miratec trim, stairway to upstairs loft, pressure treated floor, two Victorian vents, architectural shingles, 12" overhang on gable ends, 24" x 36" windows with z-style shutters

Extra Features:
Vinyl siding, 12' shed dormer, two additional 24" x 36" windows with shutters, rounded glass inserts in doors

Two Story Dutch Barn	
12x16	\$20,202
12x18	\$21,332
12x20	\$22,586
12x24	\$24,961
12x28	\$27,396
12x32	\$29,964
14x20	\$24,263
14x24	\$26,631
14x28	\$29,335
14x30	\$30,795
14x32	\$32,261
14x36	\$35,067

Standard Features:

- 9' Side Walls
- Duratemp Siding
- 1" x 4" Miratec Trim
- Victorian Hinges
- Stairway to Full Upstairs Loft
- 30 year Architectural Shingles
- Ridge Vent
- Two Victorian Vents
- 2" x 6" Rafters
- 12" Gable End Overhang
- 6'w x 7'h Double Door
- Four 24" x 36" Windows
- Four Sets of Z-style Shutters
- Pressure Treated Floor System
- 2" x 6" Floor Joists 12" On Center

**FREE DELIVERY
and On Site Assembly
within 25 miles!**

Royal Victorian Dormers



Peak Style

14' \$2,250 16' \$2,670
(Fits one 24" x 36" or 30" x 36" window)



Transom Style

Three \$1,430 Four \$1,740
Five \$2,080 Six \$2,420



Dog House Style

\$2,250
(Fits one 24" x 36" or 30" x 36" window)



Shed Style

6' \$1,900 (fits two 24" x 36") 8' \$2,120 (fits three 24" x 36")
10' \$2,460 (fits three 24" x 36") 12' \$2,720 (fits four 24" x 36")
16' \$3,200 (fits six 24" x 36") 20' \$3,890 (fits eight 24" x 36")

All sheds are customizable.
See additional options on pages 17 - 24.

Royal Victorian Double Wide



24' x 24'
\$61,551
as shown

Standard Features:
9' side walls, 10/12 roof pitch, 12" overhang, two vinyl vents, architectural shingles, pressure treated floor, 6' double doors, miratec trim, four 24" x 36" windows with louvered shutters, stairway to full upstairs loft

Extra Features:
Vinyl siding, 9' x 8' carriage style garage doors, two dog house dormers, 6" transom windows, one 30" x 36" window with shutters, 6' pressure treated ramp

Standard Features:
Duratemp siding, miratec trim, 9' side walls, pressure treated floor, 6' double doors, Victorian hinges, four 24" x 36" windows, 12" overhang on gable ends, two Victorian vents, architectural shingles, stairs to full upstairs loft

Extra Features:
Transoms in doors, 3' fiberglass door



16' x 20'
\$31,505
as shown



24' x 24'
\$65,265
as shown

Standard Features: 9' side walls, miratec trim, Z-style shutters, pressure treated floor, stairs to full second story loft, 12" overhang, architectural shingles, two 24" x 36" windows, 6' double doors, Victorian vents

Extra Features: Two 9' x 8' carriage style garage doors, 10' x 24' overhang with posts, 16' shed dormer, 30" Dalton cupola, 8' double doors with transom windows, 3' single door with sash window, eight upgraded 30" x 36" windows, four transom windows, one sunburst window, two additional sets of shutters



20' x 24'
\$54,500
as shown

Standard Features: 9' side walls, miratec trim, 12" overhang on gable ends, ridge vent, architectural shingles, four 24" x 36" windows with shutters, pressure treated floor, stairs to full upstairs loft

Extra Features: Vinyl siding, 3' fiberglass door, 9' x 7' Carriage style garage door, dog house dormer, two 30" x 36" windows, sunburst window

Double Wide Aframe

Standard Features:

- Duratemp Siding
- 9' Side Walls
- 1" x 4" Miratec Trim
- Victorian Hinges
- 30 year Architectural Shingles
- 10/12 Roof pitch
- Two Victorian Vents
- 2" x 8" Rafters
- 12" Roof Overhang
- Stairway to Full Upstairs Loft
- 6'w x 7'h Double Door
- Four 24" x 36" Windows
- Four Sets of Z-style Shutters
- Pressure Treated Floor System
- 2" x 6" Floor Joists 12" On Center

Aframe		Aframe	
16x20	\$30,047	24x24	\$49,419
16x24	\$33,423	24x28	\$53,491
18x24	\$35,919	24x32	\$56,997
18x28	\$39,462	24x36	\$60,497
20x20	\$41,910	28x28	\$57,233
20x24	\$45,351	28x32	\$61,128
20x28	\$48,736	28x36	\$64,367

Double Wide Dutch Barn

Standard Features:

- Duratemp Siding
- 9' Side Walls
- 1" x 4" Miratec Trim
- Victorian Hinges
- 30 year Architectural Shingles
- Two Victorian Vents
- 2" x 6" Rafters
- 12" Roof Overhang on Gable Ends
- Stairway to Full Upstairs Loft
- 6'w x 7'h Double Door
- Four 24" x 36" Windows
- Four Sets of Z-style Shutters
- Pressure Treated Floor System
- 2" x 6" Floor Joists 12" On Center

Dutch Barn		Dutch Barn	
16x20	\$31,321	24x24	\$50,452
16x24	\$34,952	24x28	\$54,524
18x24	\$37,649	24x32	\$58,029
18x28	\$41,481	24x36	\$61,531
20x20	\$42,943	28x28	\$58,266
20x24	\$46,385	28x32	\$62,161
20x28	\$49,769	28x36	\$65,401

FREE DELIVERY and On Site Assembly within 25 miles!
All sheds are customizable. See pages 15 and 17 - 24 for more options.

Customizable Options

VENTS

8' Aluminum
Ridge Vent
\$52



Victorian
Vent
\$25



Gable
Vent
\$20



Vinyl
Vent
\$20



ELECTRICAL OPTIONS

Packages

Standard Package: \$429
- one light switch - one light mount
- two outlets - outdoor junction box

Deluxe Package: \$687
- one light switch - two light mounts
- four outlets - outdoor junction box

Add-ons

Light switch	\$86
Light mount	\$86
Light mount with socket	\$110
3-way (one light mount with 2 switches or two light mounts with 1 switch)	\$318
Outlet receptacle	\$86
Exterior outlet receptacle	\$108
Sub Breaker Box (100 amp)	\$137
Main breaker box (100 amp with main switch)	\$266



RAMPS

Pressure Treated
Wedge Ramp
6' \$144
8' \$155



PARTITIONS

8' wide \$207
10' wide \$217
12' wide \$228
14' wide \$244



PORCH

Porch
3' x 8' \$525
4' x 8' \$545
6' x 8' \$675

The porch becomes part of the overall shed dimensions



WORKBENCHES AND LOFTS



Size	8' long	10' long	12' long	14' long
3' wide workbench	\$123	\$139	\$148	\$170
4' wide loft 2x4 joists	\$126	\$143	\$152	\$176
4' wide loft 2x6 joists	\$192	\$210	\$218	\$243
6' wide loft 2x4 joists	\$189	\$215	\$225	\$262
6' wide loft 2x6 joists	\$290	\$315	\$326	\$366

Customizable Options

WINDOWS

Slider Windows	Classic	Colonial & Victorian	Insulated	Insulated Colonial & Victorian
18"x27"	\$75	\$112	n/a	n/a
24"x36"	\$99	\$136	\$190	\$227
24"x48"	\$135	\$172	n/a	n/a
30"x36"	\$124	\$161	\$228	\$265
30"x40"	\$157	\$194	\$261	\$298
30"x54"	\$174	\$211	n/a	n/a

Shutters: Louvered \$38 Raised Panel \$38 Z-style \$42



18"x27" Slider Window with miratec trim and z-style shutters



24"x36" Slider Window with miratec trim and raised panel shutters



30"x36" Slider Window with classic trim and louvered shutters



Victorian Flowerbox \$38



Diamond Window 12"x12" \$42



Octagon Window 16"x16" \$108



Sunburst Window 30"x15" \$108



Vinyl Flowerbox \$38



6" High Transom Window with Arch Trim
Standard \$87 each
Insulated \$149 each



6" High Transom Window
Standard \$62 each
Insulated \$124 each



Wood Sash Window
28.5" x 41" \$154
40" x 41" \$195
42" x 52.5" \$291



Wood Sash Window with arch trim
28.5" x 41" \$179 each
40" x 41" \$220 each
42" x 52.5" \$316 each



Eyebrow Sash Windows
\$306 per set of two

DOORS

Wooden Hinged Doors	6' high	7' high	
3' Single	\$168	\$243	Arch Trim add \$25 per door
5' Double	\$201	\$276	
5' Rounded Double	\$420	\$495	Diamond Plate Threshold add \$25 per door
6' Double	\$213	\$288	
8' Double	\$315	\$390	

Hinged Doors	Fiberglass	Rustic Fiberglass	Insulated
3' Single	\$228	\$243	\$489
5' Double	\$414	\$458	n/a
6' Double	\$445	\$508	\$957
Transom window insert		6" \$68	10" \$90
Round or square glass insert		Half \$90	Full \$128

Classic



3' Single



5' Double



6' Double



3' shown with
rounded half
glass insert



5' Rustic Double



6' shown with
rounded full
glass insert

Colonial



3' Single shown
with arch trim



5' Double shown with
transom windows



6' Double

Victorian



5' Rounded
Double



6' Double shown with
arched transom windows



8' Double

Roll Doors	6' high	7' high	8' high
4' opening single	\$410	n/a	n/a
6' opening double	\$785	\$935	n/a
8' opening double	\$826	\$976	\$1,051



4' Single Roll Door



8' Double Rolls Doors
shown with sash windows

Overhead Doors	Standard	Carriage	Santiago
9'w x 7'h	\$736	\$976	\$1,830
9'w x 8'h	\$861	\$1,106	\$1,975
10'w x 8'h	\$998	\$1,232	\$2,048
Insulated Overhead Door add \$195			
Painted Overhead Door add \$225			

\$2.75/sq ft upgrade for double pressure treated plywood with joists 8" OC
Recommended if parking a vehicle in garage



Standard Style

Available Colors: White, Brown, Sandstone, Almond, Sahara Tan



Carriage Style

Available Colors: White, Brown, Almond, Sandstone, Sahara Tan



Santiago Style

Available Colors: White, Almond, Sandstone

Siding Options

Duratemp Siding

(standard on all buildings)

Extra paint
\$42/gallon



Vinyl Siding

Add 10% to base price



Specialty Siding

Percentage added to base price of building



Cedar Shake +50%



Cedar Clapboard +50%



Board & Batten +30%



Log Siding +50%



LP Lap Siding +15%




Pine Tongue & Groove +30%

Roofing Options

Architectural Shingles


(standard on all buildings)



Oxford Gray Rustic Black



Rustic Cedar Virginia Slate Slatetone Gray Weatherwood



National Blue Rustic Evergreen Rustic Redwood Old English Pewter



Metal Roof

Upgrade of \$5.25 per square foot of shed footprint



Bright White Polar White Light Stone Ivory



Clay Tan Ash Gray Pewter Gray



Charcoal Burnished Slate Brown Burgundy



Rural Red Bright Red Evergreen Ivy Green



Copper Metallic Gallery Blue Ocean Blue Black



Greenhouse Metal Roof

Metal roof with clear poly carbonate section on one side of roof.

Upgrade of \$6.00 per square foot of shed footprint



Cupolas

GAZEBOS

STANDARD SERIES

BASE TOP	18" oct x 20" h	21" oct x 25" h
Vinyl Coppertop	\$371	\$425
Vinyl Cedar	\$371	\$425
Treated Pine Coppertop	\$346	\$407
Treated Pine Cedar	\$346	\$407



ESTATE SERIES

Featuring a vinyl or cedar base with a copper top.

Size	Villa	Pinnacle
24" oct x 36" h	\$883	\$850
30" oct x 45" h	\$1,151	\$1,061
36" oct x 51" h	\$1,385	\$1,294
42" oct x 60" h	\$1,771	\$1,632
48" oct x 68" h	\$2,114	\$1,954

Size	Salisbury	Kingston
24" oct x 36" h	\$850	\$809
30" oct x 47" h	\$1,091	\$1,008
36" oct x 52" h	\$1,332	\$1,233
42" oct x 62" h	\$1,700	\$1,574
48" oct x 70" h	\$2,047	\$1,883



SHED SERIES

Vinyl or Red Cedar Base

Size	Metal Top	Copper Top
16" sq x 18" h	\$164	\$225
21" sq x 23" h	\$183	\$258
25" sq x 30" h	\$286	\$371
30" sq x 36" h	\$492	\$563

Louver and roof colors:
 - Black
 - Brown
 - Green
 - Blue
 - Red
 - Coppertone
 - Copper



GAZEBO OPTIONS

Available on all cupola series

Size	Apply Staybrite	Screens	Painted Vinyl	Copper Louvers	Colored Louvers
16" - 18"	\$39	\$33	\$63	\$75	\$29
21" - 22"	\$48	\$38	\$80	\$125	\$44
24" - 25"	\$53	\$42	\$92	\$170	\$71
30"	\$65	\$53	\$107	\$229	\$84
36"	\$80	\$65	\$128	\$319	\$99
42"	\$92	\$74	\$147	\$434	\$114
48"	\$105	\$84	\$168	\$539	\$134
60"	\$132	\$107	\$209	\$821	\$156
72"	\$156	\$126	\$252	\$1,191	\$180

SELECT SERIES

Vinyl or Red Cedar Base

Size	Copper Top	Metal Top
18"sq x 29"h	\$419	\$379
22"sq x 35"h	\$532	\$475
24"sq x 39"h	\$672	\$606
30"sq x 46"h	\$867	\$777
36"sq x 54"h	\$1,105	\$994
42"sq x 63"h	\$1,424	\$1,287
48"sq x 71"h	\$1,691	\$1,523
60"sq x 86"h	\$2,585	\$2,329
72"sq x 102"h	\$3,281	\$2,943

ELLSWORTH



CARLISLE



Vinyl or Red Cedar Base

Size	Copper Top
18"sq x 33"h	\$456
22"sq x 38"h	\$575
24"sq x 45"h	\$726
30"sq x 56"h	\$935
36"sq x 65"h	\$1,183
42"sq x 76"h	\$1,545
48"sq x 85"h	\$1,810
60"sq x 107"h	\$2,768
72"sq x 128"h	\$3,547

Vinyl or Red Cedar Base

Size	Copper Top	Metal Top
18"sq x 23"h	\$319	\$279
22"sq x 30"h	\$425	\$367
24"sq x 35"h	\$553	\$485
30"sq x 42"h	\$751	\$660
36"sq x 50"h	\$975	\$864
42"sq x 59"h	\$1,285	\$1,143
48"sq x 66"h	\$1,555	\$1,383
60"sq x 83"h	\$2,395	\$2,139
72"sq x 99"h	\$3,071	\$2,727

HAMLIN



MORTON



Vinyl or Red Cedar Base

Size	Copper Top
18"sq x 27"h	\$357
22"sq x 34"h	\$469
24"sq x 41"h	\$604
30"sq x 51"h	\$816
36"sq x 61"h	\$1,050
42"sq x 72"h	\$1,397
48"sq x 81"h	\$1,674
60"sq x 104"h	\$2,584
72"sq x 124"h	\$3,341

Vinyl or Red Cedar Base

Size	Copper Top	Metal Top
18"sq x 27"h	\$419	\$379
22"sq x 35"h	\$532	\$475
24"sq x 41"h	\$672	\$606
30"sq x 49"h	\$867	\$777
36"sq x 57"h	\$1,105	\$994
42"sq x 67"h	\$1,424	\$1,287
48"sq x 75"h	\$1,691	\$1,523
60"sq x 91"h	\$2,585	\$2,329
72"sq x 107"h	\$3,281	\$2,943

WATERFORD



NORWOOD



Vinyl or Red Cedar Base

Size	Copper Top
18"sq x 31"h	\$456
22"sq x 38"h	\$575
24"sq x 46"h	\$726
30"sq x 59"h	\$935
36"sq x 68"h	\$1,183
42"sq x 80"h	\$1,545
48"sq x 89"h	\$1,810
60"sq x 112"h	\$2,768
72"sq x 133"h	\$3,547

ESTATE SERIES

Select and Estate series are both available in long-lasting cedar or maintenance free Vinyl-PVC trim boards which make them moisture, insect and rot resistant. Weathervane mount is included.



DALTON

Size	Dalton	Bethany
24"sq x 48"h	\$732	\$773
30"sq x 60"h	\$960	\$1,041
36"sq x 69"h	\$1,203	\$1,312
42"sq x 80"h	\$1,568	\$1,775
48"sq x 91"h	\$1,929	\$2,109
60"sq x 113"h	\$2,727	\$2,977
72"sq x 133"h	\$3,586	\$3,884


Featuring a copper or metal top with a vinyl or cedar base

BETHANY



Weathervanes

SHED SERIES



Horse \$60
17.5"L x 12.5"H




Rooster \$60
17.5"L x 12.5"H



Eagle \$60
17.5"L x 13.5"H

GARDEN SERIES



Motorcycle \$257
14"L x 9"H



Flying Pig \$230
12"L x 8"H
21" Long Arrow



Labrador Retriever \$208
13"L x 9"H
21" Long Arrow



Horse \$208
15"L x 10"H
21" Long Arrow



Sailboat \$220
10"L x 11.5"H
21" Long Arrow



Eagle \$300
12"L x 19"H x 16" Wingspan
21" Long Arrow



Rooster \$208
10"L x 11"H
21" Long Arrow



Wine Bottle \$257
9"L x 9"H x 3" W
Directionals: 11"L x 6.5"H



Victorian Arrow \$237
21"L x 17"H

STANDARD SERIES



Arrow \$330
23"L x 15"H



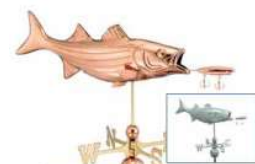
American Flag \$377
31"L x 15"H



Pine Trees \$451
31"L x 16"H



Flying Pig \$472
24"L x 19"H x 12"W



Bass with Lure \$427
27"L x 12"H



Victorian Arrow \$377
32"L x 25"H



Eagle \$460
23"L x 20"H x 23" Wingspan



Horse \$491
33"L x 18"H x 4"W



Rooster \$427
26.5"L x 22"H

ESTATE SERIES



Horse on Arrow \$700
48"L x 23.5"H x 3"W



Barn Rooster \$721
37"L x 32"H



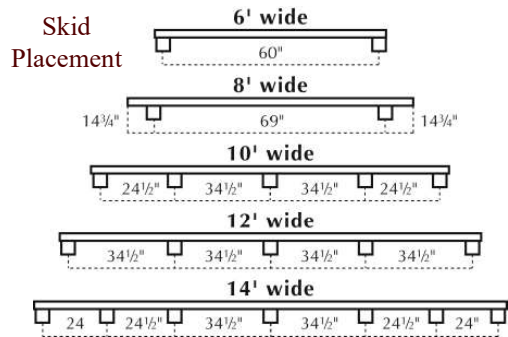
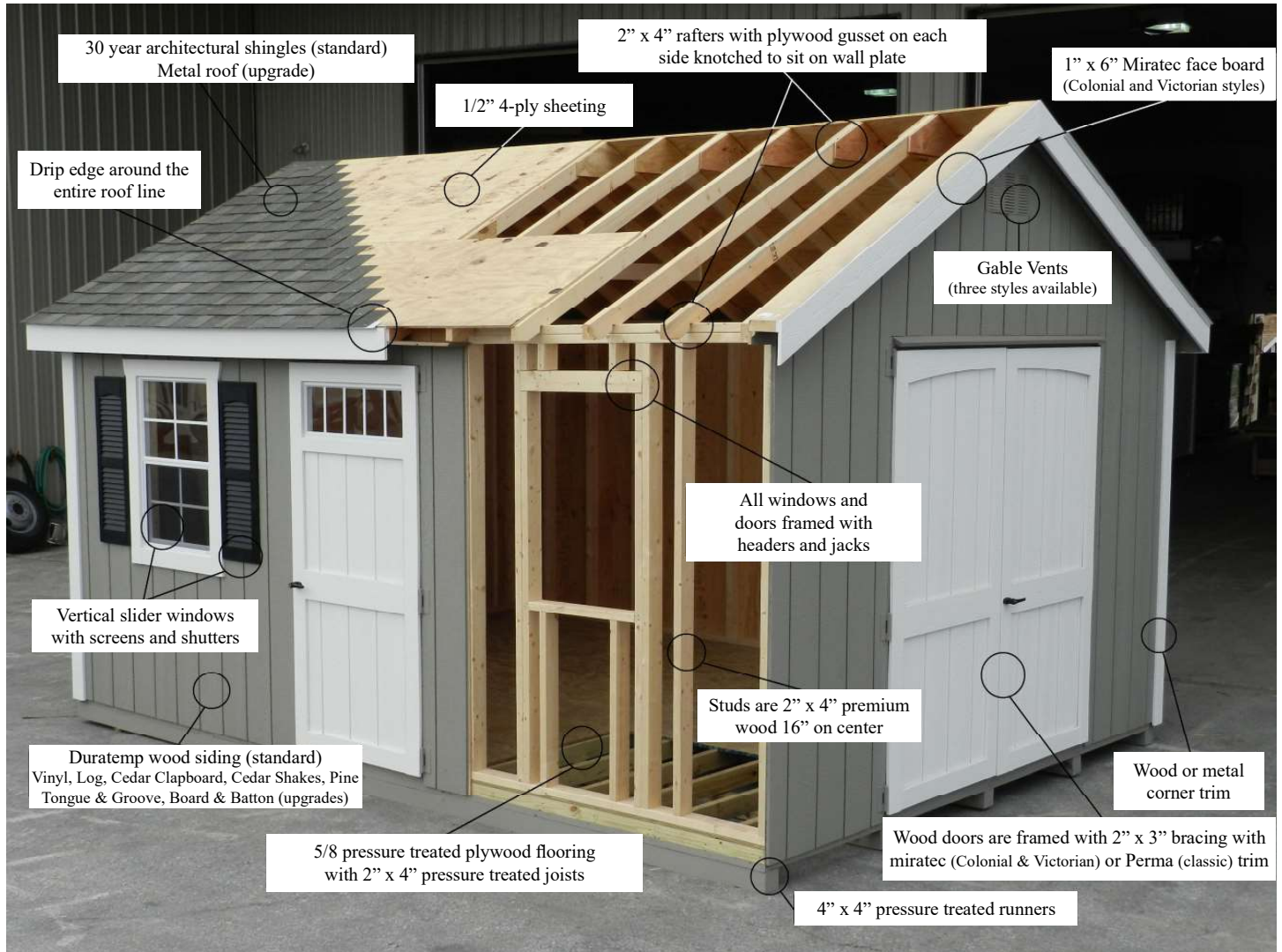
Large Sailboat \$534
28"L x 36"H x 3"W

All garden, standard and estate series weathervanes include assembly rod, directional set and spacer balls and are available in polished copper and/or blue verde aluminum finish.

Apply Staybrite Lacquer to any copper weathervane for \$32

Measurements refer to weathervane figure only

Specifications & Delivery



Buildings should be set on a dry, level surface.

Prepare your own base or let Livingston Farm's expert crew prep it for you!

FREE DELIVERY
within 50 miles!

Free delivery within 25 miles for buildings requiring on site assembly.

Our specially designed trailer allows for fast and convenient delivery.



Site Preparation

Choosing the location for your structure:

- Is the site level, or can it be made level?
- Is the site accessible for our 22' truck with a 28' or 38' trailer? We need sufficient room to back up to the "short" side of the shed pad.
- Is the ground (driveway and/or lawn) hard enough for us to drive on with a *heavy* truck, trailer and shed? *We *will* leave ruts and/or get stuck if it is not.
- We can NOT drive over ANY type of septic system, mound system, leach field, etc.
- We are not responsible for property damage caused during the delivery process.
- It is recommended that double wide buildings (over 14') have a concrete base.

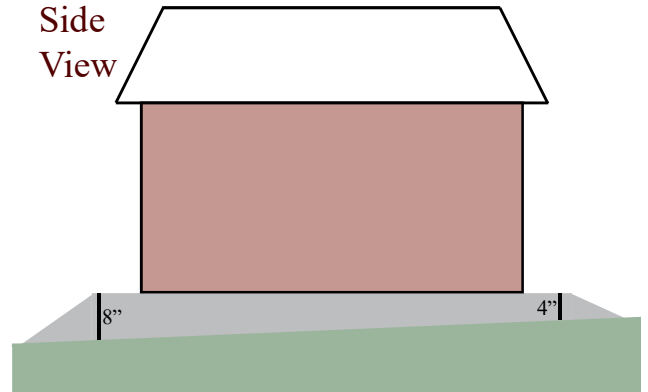
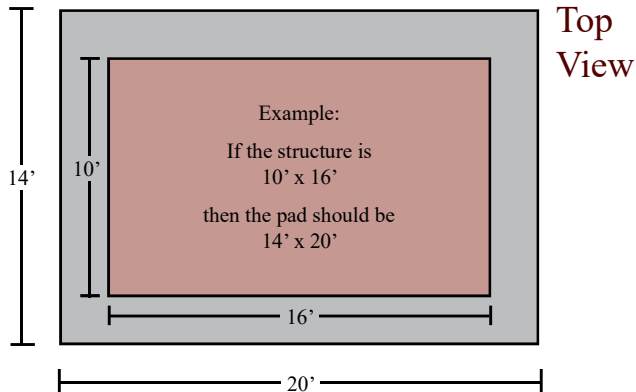


Creating a base:

To create a level base for your structure use a 3/4" crushed stone or gravel and create a pad that is two feet bigger than the shed on each side. It may need to be thicker in some areas than in others for it to be level.

Helpful Tips:

- * To ensure your pad is square, measure from corner to corner diagonally, the two diagonals should measure the same.
- * To make sure your pad is level, use a transit. If a transit is not available use a long board with a level to check it several spots.



Final Checklist:

- Is the site perfectly level? (if not your doors and windows will not function properly)
- Does the pad have sufficient material to prevent settling.
- Is the driveway clear of low hanging branches or power lines? (15' from the ground and the width of the shed plus 2')
- Is the pad accessible for our truck and trailer to back up to the short side?

Pergolas & Pavilions



PERGOLAS

Assembled with a Floor	
10x10	\$4,641
10x12	\$5,020
10x14	\$5,849
12x12	\$6,000
12x16	\$7,309
12x20	\$8,469
12x24	\$9,634
14x16	\$7,584
14x20	\$9,939
14x24	\$10,660
14x28	\$12,034

Standard Features:

- Pressure treated construction
- Pressure treated floor
- Double 2" x 8" header on two sides
- Double 2" x 6" return beams on two sides
- Corner braces
- 2" x 6" runners with decorative ends
- Stainless steel mounting brackets
- 5" x 5" posts with 16" skirt
- 2" x 2" top runners

For cedar stain or water sealer add 10%

For cedar construction add 15%

For vinyl construction add 20%

FREE DELIVERY
within
50 miles!



PAVILIONS

	Pressure Treated	9/12 Pitch	12/12 Pitch	Metal Roof	Aframe Roof	Add PT Floor
10x10	\$7,124	\$452	\$682	\$427	\$131	\$711
10x14	\$8,440	\$613	\$917	\$580	\$131	\$960
12x12	\$8,446	\$636	\$942	\$596	\$236	\$988
12x16	\$10,395	\$828	\$1,239	\$785	\$236	\$1,298
14x16	\$11,287	\$956	\$1,425	\$904	\$260	\$1,493
14x20	\$13,562	\$1,173	\$1,758	\$1,116	\$260	\$1,838
14x24	\$15,355	\$1,394	\$2,100	\$1,330	\$260	\$2,190
14x28	\$17,153	\$1,618	\$2,422	\$1,541	\$260	\$2,535
20x24	\$19,201	\$1,636	\$2,946	\$1,875	\$406	\$3,081
20x28	\$21,063	\$2,272	\$3,411	\$2,173	\$406	\$3,567

Standard Features:

- Pressure treated construction
- Achitectural shingles
- 5"x5" posts (6"x6" posts on vinyl)
- Hip roof style with 6/12 pitch

For cedar stain or water sealer add 10%

For cedar construction add 15%

For vinyl construction add 20%

FREE DELIVERY and assembly within 25 miles!



Gazebos



OVAL



10' x 12'
\$9,764
as shown

Customizations:
Cedar stain,
cedar shake
shingles,
cupola,
floor screen,
screen kit



12' x 16'
\$12,584
as shown

Customizations:
Cedar stain,
cedar shake
shingles,
cupola,
pagoda roof

OCTAGON

12'
\$8,251
as shown

Customizations:
Cedar stain,
top rails



14'
\$10,373
as shown

Customizations:
Painted,
top rails



Oval Gazebos	Screen Kit	Floor Screen	Vinyl Pane Windows w/ Screens	Pagoda Roof	Add Top Rails	
8x10	\$5,737	\$1,061	\$78	\$3,437	\$836	\$171
8x12	\$6,367	\$1,146	\$93	\$3,570	\$873	\$187
10x12	\$7,119	\$1,163	\$121	\$3,670	\$922	\$252
10x16	\$8,303	\$1,276	\$157	\$4,049	\$1,057	\$269
10x18	\$8,913	\$1,357	\$176	\$4,152	\$1,095	\$277
12x16	\$9,547	\$1,376	\$184	\$4,244	\$1,087	\$286
12x20	\$11,130	\$1,571	\$231	\$4,471	\$1,210	\$342
12x24	\$12,428	\$1,811	\$277	\$5,465	\$1,336	\$367
14x20	\$13,293	\$1,894	\$269	\$6,020	\$1,470	\$387
14x24	\$15,219	\$2,050	\$322	\$6,518	\$1,613	\$421

Octagonal Gazebos	Screen Kit	Floor Screen	Vinyl Pane Windows w/ Screens	Pagoda Roof	Add Top Rails	
8'	\$4,632	\$738	\$64	\$2,980	\$750	\$151
10'	\$6,199	\$968	\$102	\$3,232	\$798	\$187
12'	\$7,637	\$1,126	\$138	\$3,475	\$895	\$232
14'	\$9,022	\$1,321	\$194	\$4,130	\$1,046	\$268

Standard Features:

- Pressure treated construction
- Architectural shingles
- Flat spindles on rails
- FREE DELIVERY within 50 miles!

Add a standard cupola to an oval gazebo for \$225

Additional cupola options shown on page 22

Standard Features:

- Pressure treated construction
- Flat spindles on rails
- Architectural shingles
- Cupola

FREE DELIVERY within 50 miles



Standard Roof

Cedar Shake Shingles LxWx\$6.50

Architectural Shingle Colors



Weatherwood

Rustic Cedar

Finish color choices



Cedar Stain



White



Beige



Rustic Evergreen



Oxford Gray



Old English Pewter



Rustic Black



National Blue



Avocado



Cream



Rustic Virginia Slate



Rustic Slate



Rustic Redwood



Dual Brown



Age Redwood

SQUARE



12' x 12'
\$10,304
as shown

Customizations:
Painted white,
floor screen,
screen kit



12' x 12'
\$10,687
as shown

Customizations:
Cedar stain,
cedar shake
shingles,
floor screen,
screen kit

Square Gazebos	Screen Kit	Floor Screen	Vinyl Pane Windows w/ Screens	Pagoda Roof	Add Top Rails	
8x8	\$4,908	\$998	\$64	\$3,382	\$806	\$151
10x10	\$6,366	\$1,136	\$102	\$3,606	\$895	\$207
12x12	\$7,889	\$1,330	\$138	\$4,360	\$1,020	\$286
14x14	\$10,483	\$1,773	\$222	\$6,226	\$1,249	\$314

FREE DELIVERY within 50 miles

Standard Features:

- Pressure treated construction
- Architectural shingles
- Flat spindles on rails
- Cupola

RECTANGLE

Customizations:
Cedar stain,
cedar shake
shingles,
cupola,
floor screen,
screen kit

10' x 14'
\$10,705
as shown



Customizations:
Cedar stain,
top rails, cedar
shake shingles,
floor screen,
screen kit,
wired for
electricity

8' x 12'
\$9,158
as shown



Square & Rectangular Gazebos	Screen Kit	Floor Screen	Vinyl Pane Windows w/ Screens	Pagoda Roof	Add Top Rails	
8x12	\$6,500	\$1,146	\$111	\$3,708	\$873	\$207
8x16	\$7,497	\$1,238	\$129	\$4,070	\$931	\$252
10x12	\$7,238	\$1,163	\$121	\$4,078	\$922	\$232
10x16	\$8,435	\$1,276	\$157	\$4,472	\$1,057	\$269
12x16	\$9,772	\$1,376	\$184	\$4,664	\$1,087	\$306
12x20	\$11,343	\$1,571	\$231	\$6,103	\$1,267	\$349
12x24	\$12,623	\$1,811	\$277	\$6,647	\$1,336	\$367
14x16	\$11,864	\$1,791	\$231	\$6,324	\$1,288	\$331
14x20	\$13,541	\$1,920	\$269	\$7,211	\$1,470	\$387
14x24	\$15,534	\$2,069	\$322	\$8,067	\$1,613	\$404

Standard Features:

- Pressure treated construction
- Architectural shingles
- Flat spindles on rails
- FREE DELIVERY within 50 miles!

Add a standard cupola to an oval gazebo for \$225
Additional cupola options shown on page 22



Bell Shaped Roof
LxWx\$4.85



Pagoda Roof



Metal Roof
LxWx
\$5.25



Clay



Black



Red



Blue



Charcoal



Evergreen



Electrical wiring with receptacle \$245

Additional receptacles \$112

BENCHES per section
6' wide \$53
8' wide \$64
10' wide \$74
12' wide \$86
14' wide \$97

Horse Barns



STALL AND COMBINATION BARNs



12' x 18'
\$15,450
as shown

Standard Features: Colonial style, duratemp siding, architectural shingles, gable vents, partition, no floor in stall, pressure treated floor in feed room,

Extra Features: 8' x 18' Overhang, drop down grill in door, 3' dutch door from feed room into stall, one 18" x 27" window in feed room, 4' door in feed room, 4' roll door in stall

Standard Features:

Classic style, gable vents, ridge vent, duratemp siding, architectural shingles, two partitions, two 10' x 12' stalls each with a 4' dutch door, plywood to square, and no floor, one 8' x 12' feed/tack room with pressure treated floor and a 3' door

Extra Features: 3' dutch door from feed room into each stall, one 18" x 27" window in feed room

12' x 28'
\$12,863
as shown



Standard Features:

Colonial style, gable vents, duratemp siding, architectural shingles, partitions, no floor in stall, plywood to square, pressure treated floor in feed room

Extra Features: 4' dutch door in feed room, 4' roll door with 24" x 36" grill with angle frame

12' x 18'
\$9,369
as shown



Stall and Feed/Tack Room Combo				
Size	Stalls	Feed Room	Classic	Colonial
8x10	1		\$4,587	\$4,698
8x12	1		\$5,096	\$5,214
8x14	1		\$5,563	\$5,687
8x16	1	1	\$6,462	\$6,596
8x18	1	1	\$6,827	\$6,962
8x20	1	1	\$7,216	\$7,352
10x10	1		\$5,543	\$5,669
10x12	1		\$6,057	\$6,187
10x14	1		\$6,482	\$6,618
10x16	1	1	\$7,552	\$7,693
10x18	1	1	\$7,963	\$8,108
10x20	2		\$8,698	\$8,853
10x22	2		\$9,246	\$9,409
12x12	1		\$6,486	\$6,619
12x14	1		\$7,079	\$7,218
12x16	1		\$7,806	\$7,954
12x18	1	1	\$8,720	\$8,872
12x20	2		\$9,516	\$9,680
12x22	2		\$10,180	\$10,349
12x24	2		\$10,841	\$11,020
12x26	2	1	\$11,623	\$11,812
12x28	2	1	\$12,171	\$12,370

Standard Features:

- Cottage Style Roof Line
- Duratemp Siding
- Architectural Shingles
- Ridge Vent
- Two Gable Vents
- Partition in Two-Part Barns
- Trim Style
 - Classic = Standard Metal
 - Colonial = 1" x 4" Miratec
- Overhang
 - Classic = 3"
 - Colonial = 6"
- Per Stall
 - No Floor
 - One 4' Dutch Door
 - Plywood to Square
- Per Feed Room
 - Pressure Treated Floor
 - One 3' Single Door
- Per Run-In
 - No Floor
 - Plywood to Square


Stall / Run-In Combo		
	Classic	Colonial
8x16	\$6,398	\$6,532
8x18	\$6,757	\$6,892
8x20	\$7,146	\$7,282
10x16	\$7,482	\$7,623
10x18	\$7,893	\$8,038
10x20	\$8,529	\$8,684
10x22	\$9,077	\$9,240
12x18	\$8,650	\$8,802
12x20	\$9,347	\$9,511
12x22	\$10,011	\$10,180
12x24	\$10,672	\$10,851
12x26	\$11,106	\$11,295
12x28	\$11,654	\$11,853

FREE DELIVERY
within
50 miles!

All barns are customizable.

See pages 17 - 24 and page 31 more options.

RUN-IN BARN



10' x 12'
\$5,886
 as shown

Standard Features:
 Classic style, 3" overhang, gable vents, no floor plywood to square, duratemp siding, architectural shingles



10' x 16'
\$10,445
 as shown

Standard Features:
 Colonial style, gable vents, no floor, 6" overhang

Extra Features:
 Pine tongue and groove siding, metal roof, 4' oak kick boards

Standard Features:

- Cottage Style Roof Line
- Architectural Shingles
- Two Gable Vents
- Trim Style
 - Classic = Standard Metal
 - Colonial = Miratec Trim
- Duratemp Siding
- No Floor
- Plywood to Square
- Overhang
 - Classic = 3"
 - Colonial = 6"

FREE DELIVERY
 within 50 miles!

Run-In	Classic	Colonial
8x10	\$4,415	\$4,526
8x12	\$4,924	\$5,042
8x14	\$5,393	\$5,517
8x16	\$5,949	\$6,083
8x18	\$6,308	\$6,443
8x20	\$6,696	\$6,832
10x10	\$5,372	\$5,498
10x12	\$5,886	\$6,016
10x14	\$6,405	\$6,541
10x16	\$7,032	\$7,173
10x18	\$7,444	\$7,589

Run-In	Classic	Colonial
10x20	\$8,081	\$8,236
10x22	\$8,629	\$8,792
12x12	\$6,316	\$6,449
12x14	\$6,908	\$7,047
12x16	\$7,635	\$7,783
12x18	\$8,201	\$8,353
12x20	\$8,898	\$9,062
12x22	\$9,562	\$9,731
12x24	\$10,222	\$10,401
12x26	\$10,657	\$10,846
12x28	\$11,205	\$11,404

Run-Ins are customizable. See this page and pages 17-24 for more options.

HORSE BARN OPTIONS



24" x 36" Grill with Window \$307
 24" x 36" Grill with Angle Frame \$255



Service Door
 3' \$168 4' \$185



24" x 36" Drop Down Grill with Angle Frame \$220
 10' x 24" Full Grill with Angle Frame \$620
 10' x 24" Hayrack Grill with Angle Frame \$804



Dutch Door
 3' \$290 4' \$309



4' Oak Kick Boards \$7/lin ft



4' Roll Door \$410
 (shown with grill window)



Horse Barn Overhang:
 Includes 6" x 6" pressure treated posts, miratec trim, architectural shingles, and on site assembly within 25 miles

Building Length	8' Wide Overhang	10' Wide Overhang	12' Wide Overhang
10'	\$4,275	\$4,502	\$4,688
12'	\$4,665	\$4,910	\$5,106
14'	\$5,057	\$5,319	\$5,522
16'	\$5,447	\$5,727	\$5,940
18'	\$5,838	\$6,135	\$6,358
20'	\$6,229	\$6,543	\$6,776
22'	\$6,622	\$6,952	\$7,193
24'	\$7,012	\$7,361	\$7,610
26'	\$7,403	\$7,770	\$8,029
28'	\$7,795	\$8,178	\$8,446

Chicken Coops



QUAKER COOP

COTTAGE COOP



Standard Features:

- 3' x 4'
- Four nesting boxes
- Lift top hatch over nesting boxes
- For 4-8 chickens
- One window
- Chicken door with ramp
- Access door
- Roosting bar
- Vent with lid
- Duratemp siding
- Miratec trim
- Architectural shingles
- Pressure treated floor, legs and runners

Quaker Coop	\$1,475
Epoxy Floor	\$96
Metal Roof	\$84
Wheelbarrow (two wheels and handles)	\$475
Tractor Package (wheelbarrow and run set-up)	\$500
Wagon (four wheels and handle)	\$545
Clean Out Lid	\$159

Delivery Available

Cottage Coop	\$1,800
Epoxy Floor	\$153
Metal Roof	\$142
Deluxe Wagon (four wheels with steering handle)	\$590
Clean Out Lid	\$159
4'x5' Chicken Run	\$520
4'x7' Chicken Run	\$665
5'x7' Chicken Run	\$725

Standard Features:

- 4' x 6'
- Six nesting boxes
- Lift top hatch over nesting boxes
- For 12 - 15 chickens
- Two windows
- Chicken door with ramp
- Access door
- Roosting bar
- Vent with lid
- Duratemp siding
- Miratec trim
- Architectural shingles
- Pressure treated floor, legs and runners

Delivery Available



COMBINATION COOP



4' x 8'
\$2,746
as shown



6' x 8'
\$3,187
as shown



Delivery Available



Standard Features:

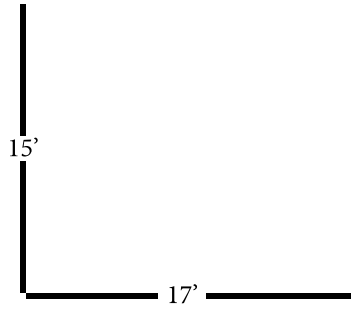
- Enclosed hen house area
- Fenced in area with gate
- Lift top hatch over nesting boxes
- Two windows
- Chicken door with ramp
- Access door
- Roosting bar
- Vent with lid
- Duratemp siding
- Miratec trim
- Architectural shingles
- Pressure treated floor, legs and runners

6' x 12'
\$4,010
as shown



Combination Coop	4' x 8'	6' x 8'	6' x 12'
Base Price	\$2,746	\$3,187	\$4,010
Hen house	4' x 4'	4' x 6'	6' x 6'
Run Area	4' x 4'	4' x 6'	6' x 6'
Nesting boxes	four	four	six
# of Chickens	8 - 12	12 - 15	16 - 20
Epoxy Floor	\$138	\$138	\$231
Metal Roof	\$150	\$203	\$213
Clean Out Lid	\$159	\$159	\$159

Slide Tower Deluxe



\$1,653
as shown



Slide Tower Deluxe

- entrance ladder
- scoop slide
- 6' mountain climb
- hand rails
- two aframes with beam
- wooden glider
- two sling swings
- plastic bucket swing



Our wooden play structures are crafted using Wolmanized Residential Outdoor Wood which has earned the Good Housekeeping Seal. The components are constructed from premium grade southern yellow pine that is pressure treated so it will last for decades. Wolmanized outdoor wood is environmentally responsible as a renewable resource.



Cabinette

\$2,093
as shown



Cabinette

- 4' x 6' playhouse
- 4' x 6' sandbox
- scoop slide
- aframe with beam
- entrance ladder
- two sling swings
- two working windows
- wooden glider

**DEVELOP
STRENGTH!**

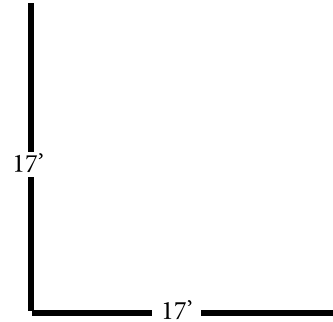
Our play systems help to

**EXERCISE THE
IMAGINATION!**

**IMPROVE
COORDINATION!**

Contemporary Playhouse

\$2,433
as shown



Contemporary Playhouse

- 5' x 6' playhouse
- 5' x 6' sandbox
- entrance ladder
- 6' mountain climb
- scoop slide
- aframe with beam
- two sling swings
- wooden glider



Sandbox Cover

4' x 6' \$200 5' x 6' \$220 6' x 7' \$230



Steering Wheel

\$42



Telescope

\$42

Country Cabin

\$3,432
as shown



Country Cabin

- 6' x 7' playhouse
- three working windows
- scoop slide
- entrance ladder
- 6' mountain climb
- 6' x 7' sandbox
- aframe with beam
- two sling swings
- wooden glider
- trapeze

A level site, along with several feet of clearance around the play set is recommended for maximum safety.

The area beneath your play set should be covered with a soft material such as mulch or pea stone.

Children should always be supervised while playing on a play set.

We recommend that all wooden parts of the play set be treated yearly with water sealer to protect its smooth finish and natural beauty. Livingston Farm, LLC reserves the right to make product and design modifications to improve the safety and/or value of our play sets.

The Fan Back Collection



4' Fan Back Glider Bench
 #C340SP \$616
 #C340CP \$650
 #C340RP \$787



Fan Back Single Glider
 #C114SP \$436
 #C114CP \$458
 #C114RP \$555



Fan Back Swivel Glider
 #C119SP \$496
 #C119CP \$520
 #C119RP \$635



Conversation Table
 38" d x 20" h
 #C69SP \$450
 #C69CP \$475
 #C69RP \$572



4' Fan Back Swing
 #C341SP \$444
 #C341CP \$468
 #C341RP \$566



Fan Back Settee
 #C202SP \$524
 #C202CP \$557
 #C202RP \$681



Fan Back Rocker
 #C365SP \$348
 #C365CP \$370
 #C365RP \$450



Cup Holder
 For items
 beginning with C
 #C81SP \$29
 #C81CP \$32
 #C81RP \$42

Items ending in: SP = Standard Poly Color / CP = Custom Poly Color / RP = Rustic Poly Colors

Colors are shown on pages 46 & 47



Rectangular Two Tier End Table
24"l x 18"w x 20"h
#V472SP \$153
#V472CP \$166
#V472RP \$174



Round Two Tier Side Table
22"d x 20"h
#V471SP \$160
#V471CP \$174
#V471RP \$183



Fan Back Folding Chair
#V104SP \$304
#V104CP \$325
#V104RP \$342



Deluxe Fan Back Folding Chair with built in ottoman
#V105SP \$400
#V105CP \$432
#V105RP \$450



Cup Holder
For items beginning with V
#V121SP \$17
#V121CP \$21
#V121RP \$23



Hickory Porch Rocker
#KH08SP \$392
#KH08RP \$444



Classic Porch Rocker
#V478SP \$312
#V478CP \$338
#V478RP \$357



Fish Chair With Ottoman
#V120SP \$520
#V120CP \$544
#V120RP \$588

Items ending in: SP = Standard Poly Color / CP = Custom Poly Color / RP = Rustic Poly Colors

Colors are shown on pages 46 & 47

The Roll Back Collection



Roll Back Rocker
 #KP55SP \$357
 #KP55RP \$405

Roll Back Chair
 #KP54SP \$319
 #KP54RP \$361



Square End Table
 23"l x 21"w x 18"h
 #KP31SP \$162
 #KP31RP \$185

Roll Back Glider Chair
 #V231SP \$480
 #V231CP \$526
 #V231RP \$546



Roll Back Settee
 KP56SP \$583
 KP56RP \$658



Glider Ottoman
 #V234SP \$243
 #V234CP \$262
 #V234RP \$275

Roll Back Swivel Glider
 #V233SP \$498
 #V233CP \$535
 #V233RP \$558



Roll Back Swing
 4' KP57SP \$475
 4' KP57RP \$535
 5' KP58SP \$498
 5' KP58RP \$557

Roll Back Glider
 4' KP59SP \$633
 4' KP59RP \$715
 5' KP60SP \$650
 5' KP60RP \$739



Items ending in: SP = Standard Poly Color / CP = Custom Poly Color / RP = Rustic Poly Colors

Colors are shown on pages 46 & 47

The West Chester Collection



West Chester Bench

4' #C420SP \$389 5' #C520SP \$485
 4' #C420CP \$414 5' #C520CP \$515
 4' #C420RP \$502 5' #C520RP \$626



West Chester Glider Bench

4' #C400SP \$542 5' #C500SP \$621
 4' #C400CP \$569 5' #C500CP \$655
 4' #C400RP \$694 5' #C500RP \$797



West Chester Swing

4' #C410SP \$379 5' #C510SP \$458
 4' #C410CP \$405 5' #C510CP \$489
 4' #C410RP \$489 5' #C510RP \$588



Chaise Lounge

#C801SP \$437
 #C801CP \$465
 #C801RP \$560



Chaise Lounge with Arms

#C801ASP \$490
 #C801ACP \$519
 #C801ARP \$631



Round Side Table

22" d x 20" h
 #C76SP \$167
 #C76CP \$176
 #C76RP \$222

Items ending in: SP = Standard Poly Color / CP = Custom Poly Color / RP = Rustic Poly Colors

Colors are shown on pages 46 & 47

The Dining Collection



Round English Garden
& Bistro Dining Tables
30" high

30" diameter
#C730DSP \$398
#C730DCP \$421
#C730DRP \$509



42" diameter
#C742DSP \$517
#C742DCP \$548
#C742DRP \$663



48" diameter
#C748DSP \$619
#C748DCP \$650
#C748DRP \$785



60" diameter
#C760DSP \$825
#C760DCP \$870
#C760DRP \$1,043

English Garden Coffee Table
39" long x 17" wide x 18" high
#C970SP \$290
#C970CP \$308
#C970RP \$376



Square English Garden
& Bistro Dining Tables
43" wide x 30" high

43" long
#C843DSP \$551
#C843DCP \$579
#C843DRP \$712



72" long
#C872DSP \$790
#C872DCP \$830
#C872DRP \$1,019

96" long
#C896DSP \$950
#C896DCP \$998
#C896DRP \$1,210



Items ending in: SP = Standard Poly Color / CP = Custom Poly Color / RP = Rustic Poly Colors

Colors are shown on pages 46 & 47



English Garden
Swivel Chair
#C228DSP \$418
#C228DCP \$444
#C228DRP \$533



English Garden
Chair With Arms
#C221DSP \$310
#C221DCP \$333
#C221DRP \$405



English Garden Chair
#C220DSP \$287
#C220DCP \$306
#C220DRP \$374



English Garden Bench
#C940SP \$414
#C940CP \$439
#C940RP \$528



Bistro Swivel Chair
#C328DSP \$403
#C328DCP \$428
#C328DRP \$520



Bistro Chair
#C321DSP \$306
#C321DCP \$329
#C321DRP \$401

Dining Benches
15" wide x 18" high

42" long
#C164DSP \$304
#C164DCP \$323
#C164DRP \$396

72" long
#C166DSP \$387
#C166DCP \$410
#C166DRP \$498

96" long
#C168DSP \$459
#C168DCP \$477
#C168DRP \$576



The Balcony Collection



Supreme Rectangular Balcony Table
 45" wide x 36" high
 45" long #KP47SP \$669
 45" long #KP47RP \$727
 60" long #KP151SP \$1,207
 60" long #KP151RP \$1,302



Supreme Round Balcony Table
 44" diameter x 36" high
 #KP38SP \$663
 #KP38RP \$722



Supreme Balcony Chair
 24" high seat
 #KP28SP \$381
 #KP28RP \$432



Supreme Swivel Balcony Chair
 24" high seat
 #KP27SP \$470
 #KP27RP \$528



Rectangular Balcony Table
 43" wide x 36" high
 43" long 72" long 96" long
 #C843CSP \$588 #C872CSP \$847 #C896CSP \$1,024
 #C843CCP \$619 #C872CCP \$891 #C896CCP \$1,075
 #C843CRP \$761 #C872CRP \$1,090 #C896CRP \$1,293



Fan Back Balcony Settee
 24" high seat
 #C322SP \$694
 #C322CP \$737
 #C322RP \$904



Fan Back Balcony Chair
 24" high seat
 #C321CSP \$350
 #C321CCP \$372
 #C321CRP \$453



Fan Back Balcony Swivel Chair
 24" high seat
 #C328CSP \$426
 #C328CCP \$453
 #C328CRP \$548

Items ending in: SP = Standard Poly Color / CP = Custom Poly Color / RP = Rustic Poly Colors

Colors are shown on pages 46 & 47

Picnic & Patio Tables



**Poly Rectangle Picnic Table
with attached benches**
72" w x 60.5" d x 30" h
72" x 33" Tabletop
#W301PSP \$996
#W301RP \$1,108



**Poly Rectangle Picnic Table
with attached benches**
96" w x 60.5" d x 30" h
96" x 33" tabletop
#W302PSP \$1,298
#W302PRP \$1,436



**Poly Octagon Picnic Table
with attached benches**
79" w x 79" d x 29.5" h
52" diameter tabletop
#W303PSP \$1,460
#W303PRP \$1,634



Poly Bench
42" long #W601PSP \$262
42" long #W601PRP \$291
66" long #W603PSP \$344
66" long #W603PRP \$381



Poly Patio Table
72" x 33" #W202PSP \$619
72" x 33" #W202PRP \$680
72" x 44" #W206PSP \$734
72" x 44" #W206PRP \$802



Poly Bench with Back
42" #W501PSP \$383
42" #W501PRP \$422
66" #W503PSP \$468
66" #W503PRP \$512

Items ending in: SP = Standard Poly Color / CP = Custom Poly Color / RP = Rustic Poly Colors

Colors are shown on pages 46 & 47

Poly Color Options

How to interpret our furniture product codes and pricing:


First letter: tells you which group of colors to reference: V, C, K or W

V104SP

Middle digits: tells us which product it is

Last two letters: tell you which type of color it is: SP = Standard Poly Color CP = Custom Poly Color RP = Rustic Poly Color

Colors shown are representational and cannot be guaranteed to match.



Standard Colors

- White
- Ivory
- Light Gray
- Medium Gray
- Charcoal
- Black
- Brown
- Cedar
- Weatherwood
- Cherrywood
- Patriot Blue
- Blue
- Hunter Green

Poly color choices for items beginning with **V**

Custom Colors

- Purple
- Pink
- Red
- Orange
- Yellow
- Lime Green
- Aruba Blue

Rustic Colors

- Rustic Birchwood
- Rustic Mahogany
- Rustic Driftwood
- Brazilian Walnut
- Coastal Gray

Poly color choices for items beginning with **C**

Custom Colors

- Purple
- Pink
- Orange
- Yellow

Rustic Colors

- Rustic Nutmeg
- Rustic Burgundy
- Rustic Gray

Standard Colors

- White
- Ivory
- Gray
- Dark Gray
- Weatherwood
- Cedar
- Brown
- Black
- Green
- Lime Green
- Turquoise
- Blue
- Patriot Blue
- Burgundy
- Red



Poly color choices for items beginning with

K & W



Burgundy and White



Rustic Nutmeg and Black



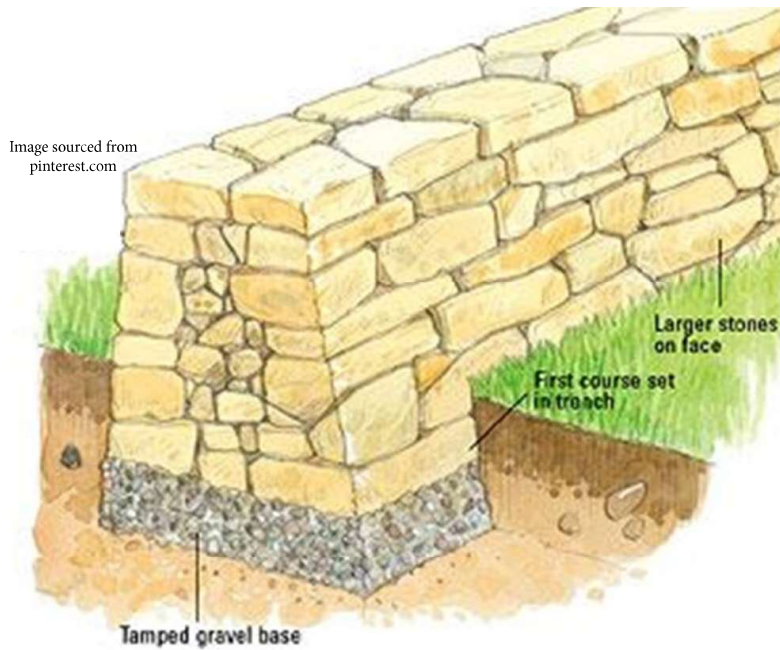
Gray and Black

Suggested Two-Tone Color Combinations

Choose any color combination, not limited to those shown



HARDSCAPES



Double faced free standing stone wall

Stone retaining wall

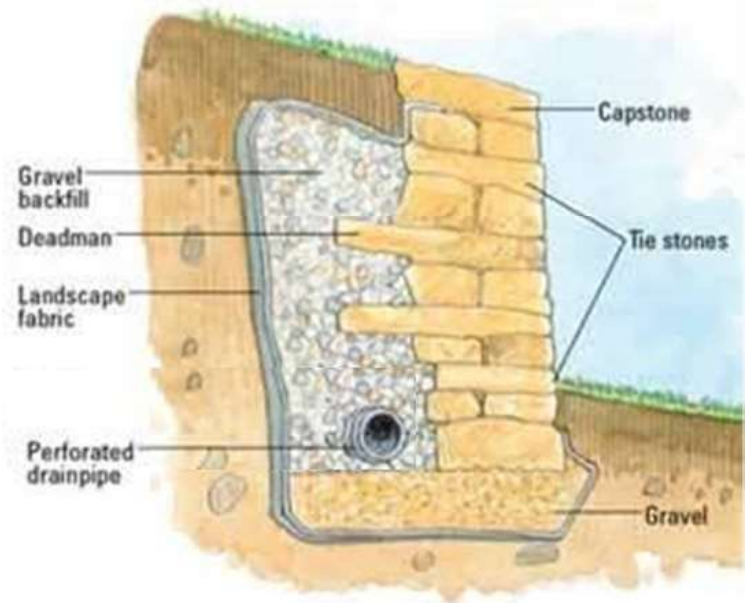
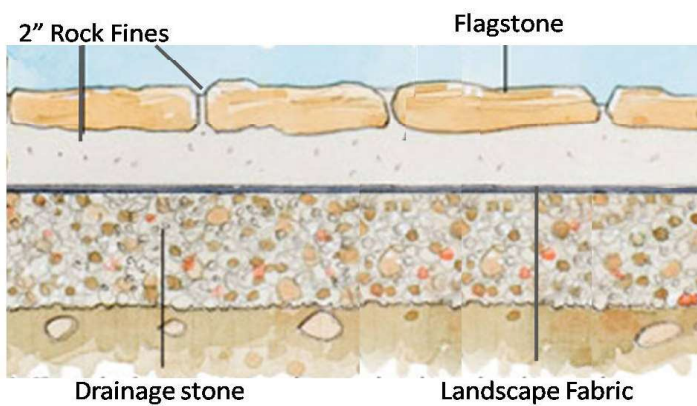


Image sourced from retainingwalls-landscaping.com



Stone patio and stone walkway

Wall Stone



VT Mountain Weathered Wallstone
\$400/pallet
24 cubic feet and 3,000lbs per pallet



VT Mountain Split Faced Wallstone
\$440/pallet
24 cubic feet and 3,000 lbs per pallet



VT Mountain Small Wallstone
\$265/pallet
12 cubic feet and 1,500 lbs per pallet



Natural Field Stone 1" - 3"
\$400/pallet
30 cubic feet and 3,000 lbs per pallet
Also available in 2" - 5" and 4" - 6"



Natural Field Stone 2" - 5"
\$400/pallet
30 cubic feet and 3,000 lbs per pallet
Also available in 1" - 3" and 4" - 6"



Oaks Fieldstone, Silversand
Wall \$24.00/face foot Coping \$13.50/piece
See our Oaks catalog for the full line of manufactured products offered



Colonial Wall 1" - 3"
\$375/pallet
30 cubic feet and 3,000 lbs per pallet
Also available in 2" - 5" and 4" - 6"



Colonial Wall 2" - 5"
\$375/pallet
30 cubic feet and 3,000 lbs per pallet
Also available in 1" - 3" and 4" - 6"



Oaks Castlerok 2, Greystone
\$7.00/piece (3 pieces/face foot)
See our Oaks catalog for the full line of manufactured products offered



South Bay Quartzite
Thin Wall 1" - 3" \$350/ton
20 - 26 cubic feet / 3000 - 3300lbs per pallet
Thick Wall 4" - 12" \$335/ton
24 - 26 cubic feet / 3400 - 3700lbs per pallet
Cottage Wall 3" - 8" \$435/pallet
17 - 20 cubic feet / 2500 - 3000lbs per pallet



Ticonderoga Granite Blend
Thin Wall 1" - 3" \$420/ton
23 - 27 cubic feet / 3300 - 3800lbs per pallet
Thick Wall 4" - 12" \$370/ton
25 - 31 cubic feet / 3600 - 4200lbs per pallet
Cottage Wall 3" - 8" \$490/pallet
20 - 24 cubic feet / 2800 - 3300lbs per pallet



Saratoga Granite Blend
Thin Wall 1" - 3" \$420/ton
23 - 27 cubic feet / 3300 - 3800lbs per pallet
Thick Wall 4" - 12" \$350/ton
25 - 31 cubic feet / 3600 - 4200lbs per pallet
Cottage Wall 3" - 8" \$490/pallet
20 - 24 cubic feet / 2800 - 3300lbs per pallet

Garden Path & Wall Caps



Tumbled Bluestone Garden Path
 2" - 4" x 12" - 24" \$550/pallet
 100 - 150 sq ft, 3000 lbs per pallet



Natural Field Stone 2" - 5"
 \$415/pallet 3000 lbs per pallet
 1" - 3" x 18" - 24", 25 - 30 pieces per pallet
 2" - 5" x 24" - 48", 10 - 18 pieces per pallet
 4" - 6" x 18" - 24", 6 - 12 pieces per pallet



Colonial Garden Path
 2" - 4" x 12" - 24" \$410/pallet
 15 - 30 pieces, 3000 lbs per pallet



South Bay Quartzite
 3" - 5" x 24" - 48" \$510/ton
 44 - 58 sq ft, 2500 - 3300 lbs per pallet



Ticonderoga Granite Blend
 3" - 5" x 24" - 48" \$650/ton
 44 - 58 sq ft, 2500 - 3300 lbs per pallet



Saratoga Granite Blend
 3" - 5" x 24" - 48" \$600/ton
 44 - 58 sq ft, 2500 - 3300 lbs per pallet



VT Mountain Capstones
 16" - 20" x 16" - 20" x 3" - 5" \$350/pallet
 8 pieces, 1000 lbs per pallet



Hand Worked Stepping Stones
 16" x 1 1/4" \$21 each
 Available in Desert Gold, Blue Mist, Charcoal, Grey Quartzite
 Autumn Silver, California Gold, Tiger Lake



Laurel Mountain
 2" - 4" x 18" - 24" \$475/pallet
 15 - 30 pieces, 3000 lbs per pallet

Edging & Border



Belgium Blocks
 5" x 5" x 9"
 140 pcs/pallet
 Grey: \$6.00/each
 Pink: \$6.65/each
 Black: \$7.75/each
 Additional sizes are available



Belgium Blocks
 10" x 4" x 7"
 100 pcs/pallet
 Grey: \$8.00/each
 Pink: \$9.25/each
 Black: \$10.75/each
 Additional sizes are available



Oaks Fronterra Edging
 4" x 6" x 14"
 108 pcs/pallet
 Chartan, Greystone, Sandstone
 \$7.10/each

Stone Treads



Thermal Bluestone
 6' x 18" x 2" \$212 each
 6' x 24" x 2" \$288 each
 8' x 18" x 2" \$282 each
 8' x 24" x 2" \$384 each
 Custom sizes available



Vermont Woodbury Grey Granite
 6' x 18" x 2" \$266 each
 6' x 24" x 2" \$324 each
 8' x 18" x 2" \$355 each
 8' x 24" x 2" \$432 each
 Custom sizes available

Irregular Patio & Walkway




Full Color Bluestone
 \$650 - \$850 per pallet
 1" - 2" x 24" - 48"
 2800 - 4000 lbs per pallet



Tumbled Bluestone
 \$550 per pallet
 2" - 4" x 12" - 24"
 3000 lbs per pallet



Vermont Slate
 \$895 per pallet
 1" - 2" x 12" - 36"
 3400 - 3800 lbs per pallet



South Bay Quartzite
 \$525 per ton
 1" - 3" x 18" - 48"
 115 - 150 sq ft, 3300 - 4400 lbs per pallet



Saratoga Granite Blend
 \$525 per ton
 1" - 3" x 12" - 24"
 115 - 150 sq ft, 3300 - 4400 lbs per pallet



Ticonderoga Granite Blend
 \$545 per ton
 1" - 3" x 12" - 24"
 115 - 150 sq ft, 3300 - 4400 lbs per pallet



Laurel Mountain
 \$550 - \$775 per pallet
 2" - 3" x 24" - 48"
 2000 - 2800 lbs per pallet



Dusty Rose
 \$950 - \$1,300 per pallet
 1 3/4" - 2 1/4" x 24" - 48"
 2800 - 3800 lbs per pallet



Sandy Taupe
 \$960 - \$1,330 per pallet
 1 1/4" - 2 1/4" x 24" - 48"
 2800 - 3800 lbs per pallet

Pattern Cut Patio & Walkway



Natural Cleft Bluestone
1' x 1' - 2' x 3' x 1.5" \$10.50/square foot



Gauged Thermal Bluestone
1' x 1' - 2' x 3' x 1.5" \$12.50/square foot
3' x 3' x 1.5" \$17.00/square foot
4' x 4' x 1.5" \$30.00/square foot



Cut & Tumbled Bluestone
\$11.00/square foot
Sizes: 6" x 6" x 2" - 12" x 18" x 2"



Buff Malibu Indian Sandstone
\$10.50/square foot
Sizes: 12" x 12" x 1" - 24" x 36" x 1"



Pattern Cut Slate
\$8.25/square foot
6" x 12" x 1" - 12" x 18" x 1"




Pattern Cut Slate
\$10.25/square foot
18" x 18" x 1" - 24" x 24" x 1"



Oaks Pavers
Collnade, Greyfield \$6.90/sq ft



Oaks Pavers
Enviro Midori, Champagne \$8.75/sq ft
Presidio, Onyx \$9.25/sq ft



Oaks Pavers
Ridgefield Plus, Executive \$7.55/sq ft

See our Oaks catalog for the full line of manufactured products offered

Irregular Stone Step Slabs



Full Color Bluestone

24"-48" x 4"-6"
\$125+ each

24"-108" x 6"-10"
\$155+ each



Vermont Mountain Stone

16"-96" x 5"-10"
\$145+ each



South Bay Quartzite

16"-60" x 5"-8"
\$145+ each



Saratoga Granite Blend

16"-60" x 5"-8"
\$175+ each



Fieldstone

24"-48" x 4"-6"
\$115+ each

24"-48" x 6"-8"
\$145+ each



Laurel Mountain

24"-60" x 4"-6"
\$125+ each



Ticonderoga Granite Blend

16"-60" x 5"-8"
\$145+ each



Vermont Slate

Available in many sizes and colors
\$145+ each

Regular Stone Steps



Caledonia Granite
 4' x 18"-20" x 7" \$446 each
 6' x 18"-20" x 7" \$664 each



Vermont Woodbury Grey Granite
 4' x 13" x 7" \$220 each 1' x 7" filler \$22 each
 4' x 18" x 7" \$310 each 2' x 7" filler \$44 each
 4' x 24" x 7" \$344 each 6' x 24" x 7" \$516 each



Granite Doorstep Millstone
 4' x 2' x 7" \$698



Full Color Bluestone
 4' x 18"-20" x 6" \$358 each
 6' x 18"-20" x 6" \$536 each



Tumbled Bluestone
 4' x 18" x 6" \$440 each
 6' x 18" x 6" \$575 each



Hampton Limestone
 4' x 16" x 7" \$410 each
 6' x 16" x 7" \$600 each



Blue Ice
 4' x 16" x 6" \$305 each



Black Sandstone
 4' x 18" x 6" \$410 each



Slate Grey
 4' x 18" x 6" \$390 each



Laurel Mountain
 4' x 16" x 6" \$294 each



Saratoga Granite
 4'-5' x 16"-24" x 6" \$425 each



South Bay Quartzite
 4'-5' x 16"-24" x 6" \$425 each

Decorative Accents



Kidney Bench
46" long x 4" thick bench top with two legs
VT Woodbury Grey Granite \$455
Calendonia Granite: \$555



Rectangular Bench
48" x 14" x 4" bench top with two legs
VT Woodbury Grey Granite \$475
Calendonia Granite: \$575



Vermont Slate Garden Spires
Starting at \$95
Available in various sizes and colors



Curved Bench
48" x 14" x 4" bench top with two legs
VT Woodbury Grey Granite \$535
Calendonia Granite: \$635



Natural Stone Bench
Available in various sizes and colors



Decorative Boulders
Various sizes and types of available




Granite Lamp Post
6" x 6" x 8'0" \$400 each



Granite Mailbox Post
7" x 7" x 7'0" \$324 each



Mexican Beach Pebbles
2"-3"
\$0.85/lb loose
\$260/325lb sack



Kewanee Skippers
1"-3" x 4"-7"
\$0.85/lb loose
\$260/325lb sack



Sawn Back Thin Veneer Full Bed Building Stone Manufactured Stone Veneer Bricks and Blocks



GREEN MOUNTAIN VENEER



See the entire line at
www.greenmountainvener.com



Bulk Landscaping Products



River Stone
1 1/2" Clean \$45/cubic yard




Sunset Blend
1 1/2" Clean \$55/cubic yard



Vermont Winter White
1 1/2" Clean \$45/cubic yard




Champlain Blue
1 1/2" Clean \$45/cubic yard



River Stone
3/4" Clean \$45/cubic yard



Sunset Blend
3/4" Clean \$55/cubic yard



Vermont Winter White
3/4" Clean \$45/cubic yard



Champlain Blue
3/4" Clean \$45/cubic yard



Indian River Red
3/4" Clean \$64/cubic yard



Green Mountain Green
3/4" Clean \$48 cubic yard



Vermont Winter White
Driveway Mix \$43/cubic yard



Champlain Blue
Driveway Mix \$45/cubic yard



Indian River Red
Driveway Mix \$58/cubic yard



Plum
Driveway Mix \$49/cubic yard



Ebony Black
Driveway Mix \$45/cubic yard



Champlain Blue
Rock Fines \$54/cubic yard



Pea Stone
3/8" Clean \$45/cubic yard



Mexican Beach Pebbles
2"-3" 325lb sack for \$260



Kewanee Skippers
1"-3" x 4"-7" 325lb sack for \$260



3/4" Gravel
\$39/cubic yard



Hemlock Mulch
\$55/cubic yard



Forest Blend Mulch
\$48/cubic yard



Mulch Hay
\$8/bale



Straw
\$14/bale



Top Soil
\$42/cubic yard



Compost
\$60/cubic yard



Play Sand
\$44/cubic yard



Premium Grass Seed
\$150/50lb bag \$16/5lb bag

All bulk products are available for pick up or delivery.
We have experienced drivers and a fleet of trucks ready
to bring the products you need to your location.





802-453-2226

WWW.LIVINGSTONFARM.COM

40 South 116 Road

Bristol, Vermont 05443

info@livingstonfarm.com